

LCFF Budget Overview for Parents

Local Educational Agency (LEA) Name: Farmerville Unified School District

CDS Code: 54 75325 0000000

School Year: 2022-23

LEA contact information:

Dr. Sergio C. Chavez Sr.

Superintendent

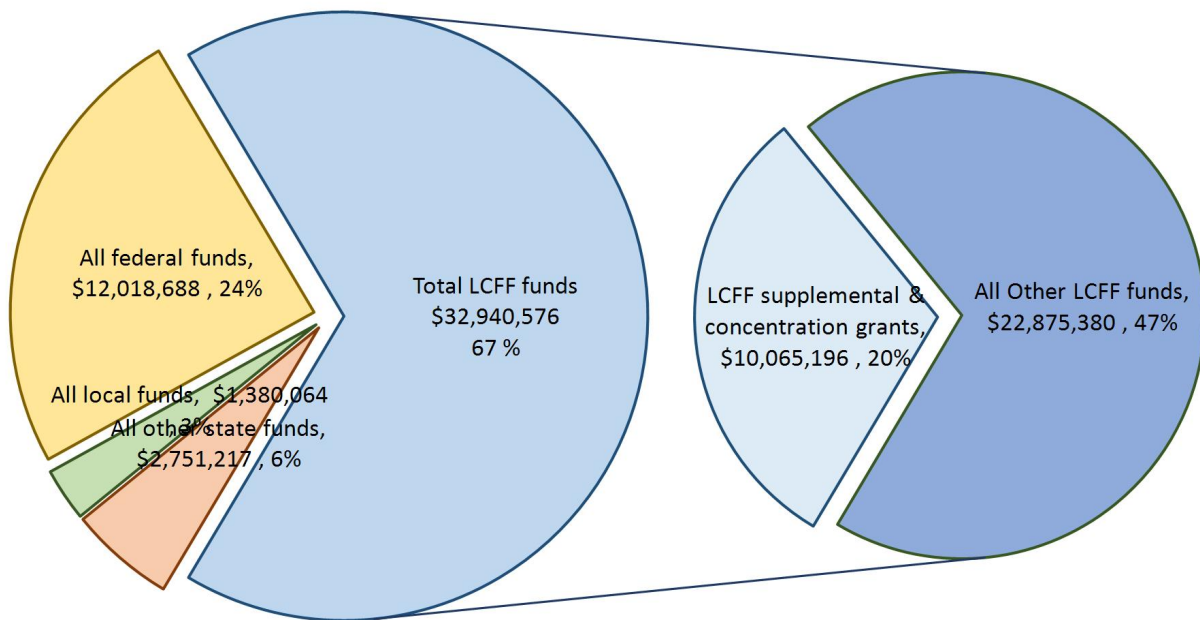
schavez@farmersville.k12.ca.us

559.592.2010

School districts receive funding from different sources: state funds under the Local Control Funding Formula (LCFF), other state funds, local funds, and federal funds. LCFF funds include a base level of funding for all LEAs and extra funding - called "supplemental and concentration" grants - to LEAs based on the enrollment of high needs students (foster youth, English learners, and low-income students).

Budget Overview for the 2022-23 School Year

Projected Revenue by Fund Source



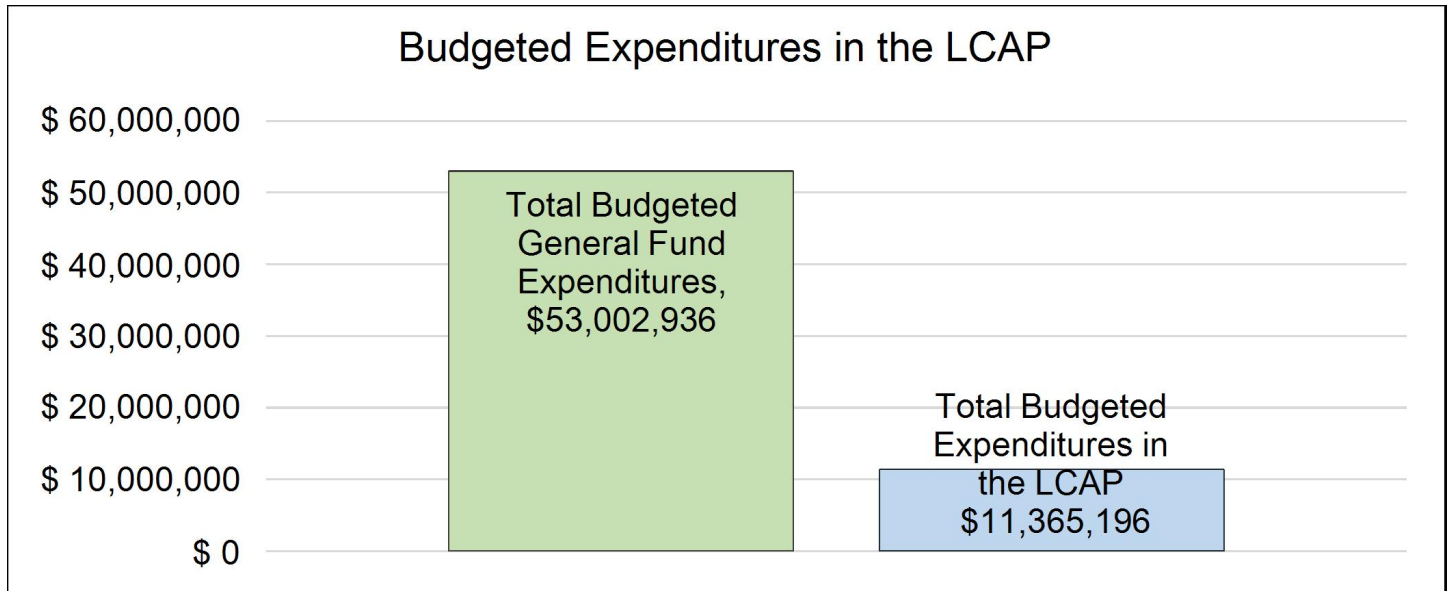
This chart shows the total general purpose revenue Farmerville Unified School District expects to receive in the coming year from all sources.

The text description for the above chart is as follows: The total revenue projected for Farmerville Unified School District is \$49,090,545, of which \$32,940,576 is Local Control Funding Formula (LCFF), \$2,751,217 is other state funds, \$1,380,064 is local funds, and \$12,018,688 is federal funds. Of the

\$32,940,576 in LCFF Funds, \$10,065,196 is generated based on the enrollment of high needs students (foster youth, English learner, and low-income students).

LCFF Budget Overview for Parents

The LCFF gives school districts more flexibility in deciding how to use state funds. In exchange, school districts must work with parents, educators, students, and the community to develop a Local Control and Accountability Plan (LCAP) that shows how they will use these funds to serve students.



This chart provides a quick summary of how much Farmerville Unified School District plans to spend for 2022-23. It shows how much of the total is tied to planned actions and services in the LCAP.

The text description of the above chart is as follows: Farmerville Unified School District plans to spend \$53,002,936 for the 2022-23 school year. Of that amount, \$11,365,196 is tied to actions/services in the LCAP and \$41,637,740 is not included in the LCAP. The budgeted expenditures that are not included in the LCAP will be used for the following:

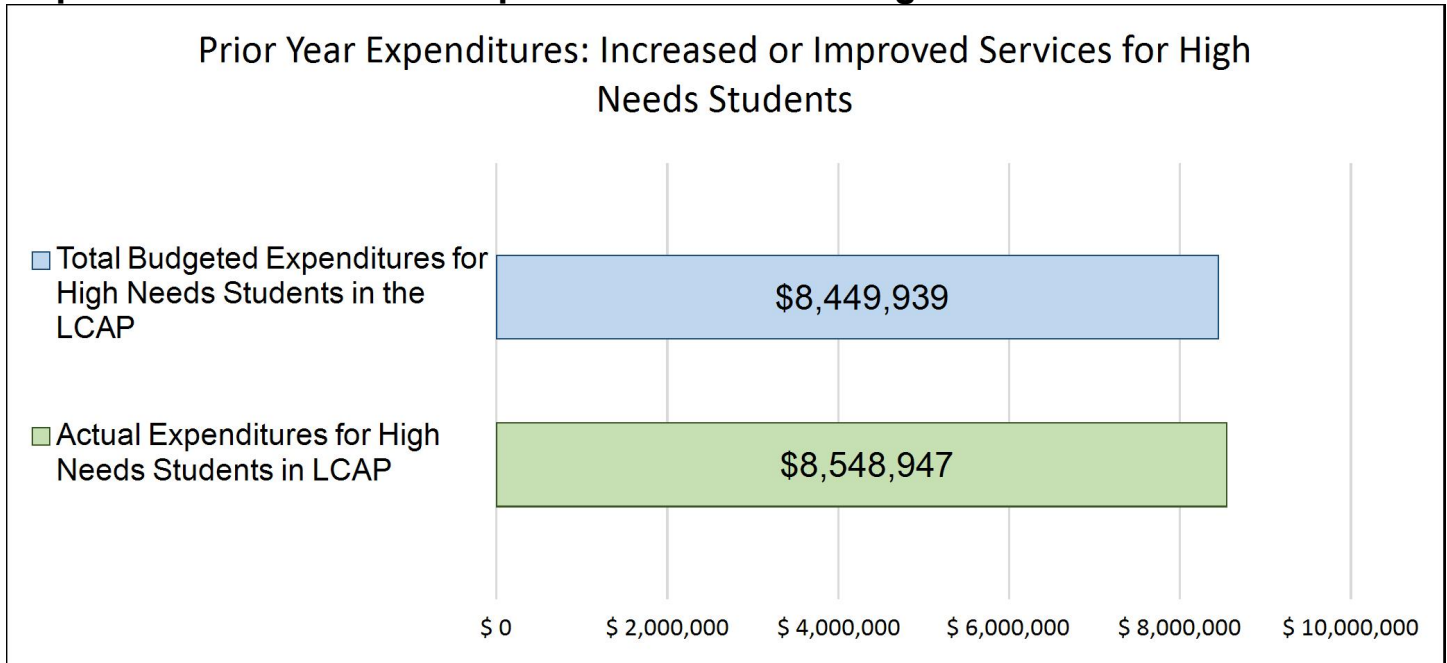
Farmersville Unified School District plans to spend \$53,002,936 for the 2022-2023 school year. Of that amount \$10,065,196 is tied to actions/ services in the LCAP and \$42,937,740 is not included in the LCAP. The The budgeted expenditures that are not included in the LCAP will be used for the following: operation expenditures a school district would incur such as: certificated and classified salary and benefits, utilities, maintenance repairs, technology infrastructure, vehicle expenses, etc.

Increased or Improved Services for High Needs Students in the LCAP for the 2022-23 School Year

In 2022-23, Farmerville Unified School District is projecting it will receive \$10,065,196 based on the enrollment of foster youth, English learner, and low-income students. Farmerville Unified School District must describe how it intends to increase or improve services for high needs students in the LCAP. Farmerville Unified School District plans to spend \$11,365,196 towards meeting this requirement, as described in the LCAP.

LCFF Budget Overview for Parents

Update on Increased or Improved Services for High Needs Students in 2021-22



This chart compares what Farmerville Unified School District budgeted last year in the LCAP for actions and services that contribute to increasing or improving services for high needs students with what Farmerville Unified School District estimates it has spent on actions and services that contribute to increasing or improving services for high needs students in the current year.

The text description of the above chart is as follows: In 2021-22, Farmerville Unified School District's LCAP budgeted \$8,449,939 for planned actions to increase or improve services for high needs students. Farmerville Unified School District actually spent \$8,548,947 for actions to increase or improve services for high needs students in 2021-22.

The difference between the budgeted and actual expenditures of \$99,008 had the following impact on Farmerville Unified School District's ability to increase or improve services for high needs students:

The difference had no impact on the districts ability to increase or improve services for Unduplicated Pupils.