


ONLINE LEARNING PROGRAM

directions

Imagine Learning

Go to the following link:
www.imaginelearning.com/login

1. Click the Blue Box, "Imagine Language and Literacy"



2. Enter Student Log In
Username: **student ID number**
Password: **student ID number**
Site code: **600035**



3. Click on Blue robot, "Imagine Language and Literacy," box and your in!

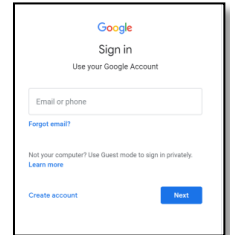
Have fun working on
your games!!



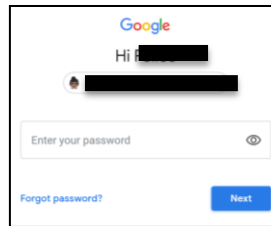
Google Classroom

1. Go to Google Classroom on your internet.

2. Enter Student email address - student number @farmersville.net
Their student number is the one they use for Imagine Learning.



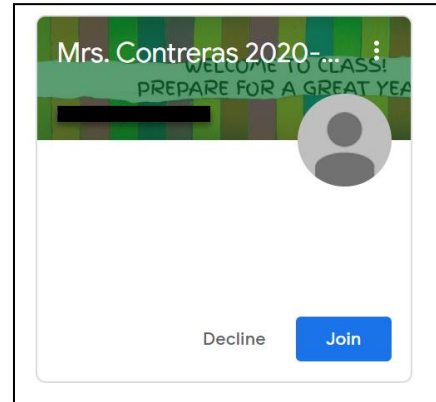
For example : 12345@farmersville.net



3. Enter Student password - "stu" and student number.

For example : stu12345

4. Now you need to join your classroom! Your teacher has already added you to the class. Select "Join" to get in.

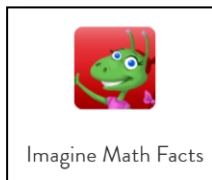


Now you are in!! Please look on Google Classroom for notes from teachers, links to some really fun books and activities, updates on the homework. Stay safe! Stay healthy!

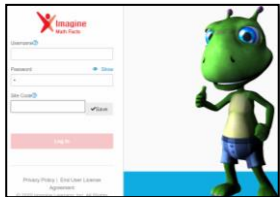
Big Brainz

Go to the following link:
www.imaginelearning.com/login

1. Click the Red Box, "Imagine Math Facts"




2. Enter Student Log In
Username: **student ID number**
Password: **student ID number**
Site code: **600035**



3. Now your in! Have fun working on addition and subtraction games!!

Myon

Go to the following link:
www.myon.com/login



School name : **Snowden Elementary School**
Username : **student ID number**
Password : **student ID number**

Pick a book and start reading! Have fun!!


PROGRAMA DE APRENDIZAJE EN LÍNEA

direcciones

Imagine Learning

Ir al siguiente enlace :
www.imaginelearning.com/login

1. Seleccione en el cuadro azul, "Imagine Language and Literacy"



2. Ingresar inicio de sesión de estudiante

Username: **student ID number**

Password: **student ID number**

Site code: **600035**



3. Seleccione en el robot azul, cuadro "Imagine Language and Literacy", ¡y listo!

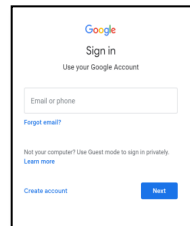
Diviértete trabajando en tus juegos !!



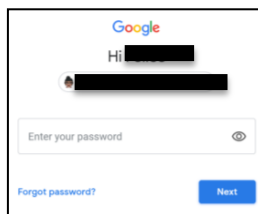
Google Classroom

1. Ve a Google Classroom en tu internet.

2. Ingrese la dirección de correo electrónico del estudiante - número de estudiante @farmersville.net
Su número de estudiante es el usan para Imagine Learning.



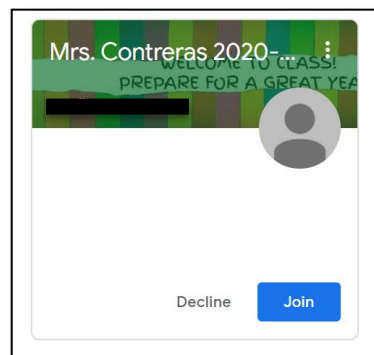
Por ejemplo : 12345@farmersville.net



3. Ingrese la contraseña del estudiante - "Stu" y número de estudiante

Por ejemplo: stul2345

4. ¡Ahora necesitas unirte a tu clase! Tu profesor ya te ha agregado a la clase. Seleccione "Unirse" para entrar.

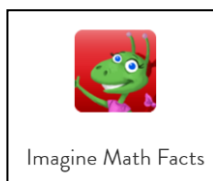


Ahora estas dentro !! Busque en Google Classroom las notas de los maestros, enlaces a algunos libros y actividades realmente divertidos, actualizaciones sobre la tarea. ¡Mantenerse a salvo! ¡Mantenerse sano!

Big Brainz

Ir al siguiente enlace :
www.imaginelearning.com/login

1. Seleccione en el cuadro rojo, "Imagine Math Facts"

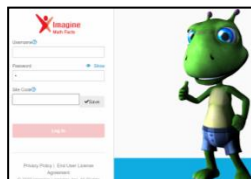


2. Ingresar inicio de sesión de estudiante

Username: **student ID number**

Password: **student ID number**


Site code: **600035**



3. Ahora tu en! ¡Diviértete trabajando en juegos de suma y resta!

Myon

Ir al siguiente enlace :
www.myon.com/login



School name : **Snowden Elementary School**

Username : **student ID number**

Password : **student ID number**

¡Elige un libro y comienza a leer! ¡Que te diviertas!