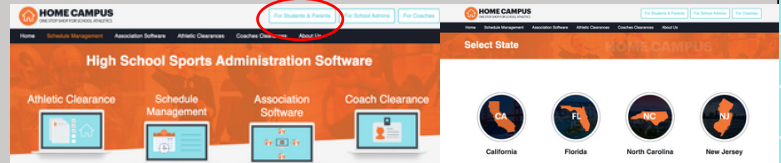


ONLINE ATHLETIC CLEARANCE

1 VISIT [HOMECAMPUS.COM](https://homecampus.com)
CLICK FOR PARENTS & STUDENTS
SELECT STATE



Return Users

Log into existing account used in previous School Year.

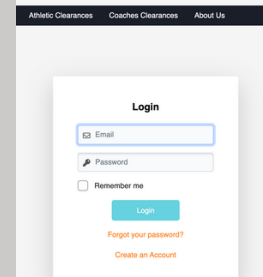
New Users

Create an account. Please register with a valid PARENT/GUARDIAN email address as the username and generate a password.

2 SELECT START CLEARANCE HERE

Type in School & Confirm School Address
Select Year
Add Sports

Participating in multiple sports? Use Add New Sport button.



3 COMPLETE ALL REQUIRED FIELDS

Student Information, Parent/Guardian Information, Medical History, Signature Forms, and upload any File(s).

Student Info & Parent Guardian Info

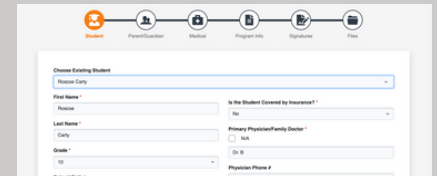
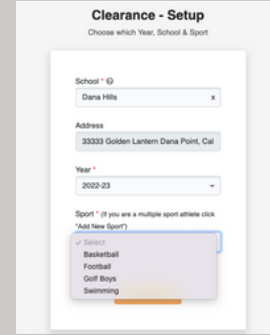
Type in Student & Parent/Guardian Information. This information will be saved for future clearances. Utilize the drop down menu to autofill information for subsequent clearances.

Signatures

Sign required documents by typing in an EXACT match of what is on the Student & Parent/Guardian page.

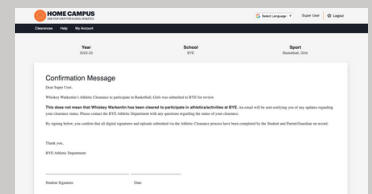
Files

Drag & drop or browse from your computer to add a file. Select Choose Existing File to search for a previously uploaded file.



4 CONFIRMATION MESSAGE

Your clearance is ready for review by your school once you have reached the CONFIRMATION MESSAGE page.



**THE STUDENT IS NOT CLEARED YET!
THE SCHOOL MUST REVIEW AND CLEAR THE STUDENT. AN EMAIL NOTIFICATION WILL BE SENT ONCE THE SCHOOL HAS REVIEWED AND CLEARED THE STUDENT FOR PARTICIPATION.**



CONTACT HOMECAMPUS
SUPPORT@HOMECAMPUS.COM
[ATHLETIC CLEARANCE HELP ARTICLES](#)

QUESTIONS?

USE THE HELP ICON AT THE BOTTOM RIGHT SCREEN FOR ASSISTANCE!

