

School Year: **2022-23**



School Plan for Student Achievement (SPSA) Template

Instructions and requirements for completing the SPSA template may be found in the SPSA Template Instructions.

School Name	County-District-School (CDS) Code	School Site Council (SSC) Approval Date	Local Board Approval Date
JE Hester Elementary School	54-75325-6054084	November 30, 2022	December 13, 2022

Purpose and Description

Briefly describe the purpose of this plan (Select from Schoolwide Program, Comprehensive Support and Improvement, Targeted Support and Improvement, or Additional Targeted Support and Improvement)

Schoolwide Program

All schools within the Farmersville Unified School District are designated as a "Schoolwide Program."

The purpose of SWP is to improve academic achievement throughout the school for all students; particularly the lowest achieving students will demonstrate proficiency on the state academic standards. The improved achievement is to result from improving the entire educational program of the school.

Briefly describe the school's plan for effectively meeting the ESSA requirements in alignment with the Local Control and Accountability Plan and other federal, state, and local programs.

The School Plan for Student Achievement (SPSA) aligns with district LCAP goals, actions, and services. Federal funds including Title I, II, III and IV supplement the SPSA goals, actions, and services to meet the needs of all students and are identified as district wide centralized services.

Table of Contents

- SPSA Title Page 1
- Purpose and Description..... 1
- Table of Contents..... 3
- Comprehensive Needs Assessment Components 5
 - Data Analysis 5
 - Surveys 5
 - Classroom Observations 6
 - Analysis of Current Instructional Program..... 7
- Educational Partner Involvement 10
- Resource Inequities 10
- School and Student Performance Data 11
 - Student Enrollment..... 11
 - CAASPP Results..... 13
 - ELPAC Results 17
 - Student Population 20
 - Overall Performance 22
 - Academic Performance 24
 - Academic Engagement 30
 - Conditions & Climate..... 33
- Goals, Strategies, & Proposed Expenditures..... 35
 - Goal 1..... 35
 - Goal 2..... 43
 - Goal 3..... 51
- Budget Summary 55
 - Budget Summary 55
 - Other Federal, State, and Local Funds 55
- Budgeted Funds and Expenditures in this Plan 57
 - Funds Budgeted to the School by Funding Source..... 57
 - Expenditures by Funding Source 57
 - Expenditures by Budget Reference 57
 - Expenditures by Budget Reference and Funding Source 58
 - Expenditures by Goal..... 59
- School Site Council Membership 60
- Recommendations and Assurances 61
- Instructions..... 62
 - Instructions: Linked Table of Contents 62

Purpose and Description63
Educational Partner Involvement63
Resource Inequities63
Goals, Strategies, Expenditures, & Annual Review64
Annual Review65
Budget Summary66
Appendix A: Plan Requirements68
Appendix B:71
Appendix C: Select State and Federal Programs73

Comprehensive Needs Assessment Components

Data Analysis

Please refer to the School and Student Performance Data section where an analysis is provided.

Surveys

This section provides a description of surveys (i.e., Student, Parent, Teacher) used during the school-year, and a summary of results from the survey(s).

Each school reviews the following surveys to conduct a comprehensive needs assessment: Title Parent Surveys, Standards Implementation Teacher Surveys, and CA Healthy Kids Surveys. A summary of results from surveys revealed the following findings.

According to the most recent Title I Parent Survey from 2021-2022, parents indicated: 189 families out of 355 returned surveys (53%)

Areas of Strength:

94% of families always or almost always receive information from school (Parent Square, Notices, Notes, Flyers)

96% of families always or almost always receive information from school in English and Spanish

89% of families always or almost always feel the school is a safe place for their student

95% of families always or almost always feel that their student receives good classroom instruction

89% of families always or almost always feel that the school places the proper emphasis on Writing

91% of families always or almost always feel that the school places the proper emphasis on Math

95% of families always or almost always feel welcomed at our school

Areas of growth:

66% of families always or almost always feel that the school places the proper emphasis on Reading

67% of families always or almost always feel that the school provides counseling services to support the needs of student's social emotional growth

78% of families always or almost always know their student's reading level

In summary, 94% of families are satisfied with the education their student is receiving at J.E. Hester Elementary

According to the most recent Priority 2 Implementation of Academic Standards Survey, the teachers indicated knowledge of the state standards:

1). FULL IMPLEMENTATION (38.10% a 5.1% increase from 2017-18)- Rate FUSD's progress in providing professional learning for teachers to the recently adopted academic standards and/or curriculum frameworks identified below [ELA-Common Core State Standards for ELA].

2). FULL IMPLEMENTATION (42.16% a 10.16% increase from 2017-18)- Rate FUSD's progress in providing professional learning for teachers to the recently adopted academic standards and/or curriculum frameworks identified below [ELD-Aligned to ELA Standards].

3).FULL IMPLEMENTATION (34.65% a 5.65% increase from 2017-18)- Rate FUSD's progress in providing professional learning for teachers to the recently adopted academic standards and/or curriculum frameworks identified below [Math-Common Core State Standards for Math].

- 4).INITIAL IMPLEMENTATION (29.41% a 2.41% increase from 2017-18)- Rate FUSD's progress in providing professional learning for teachers to the recently adopted academic standards and/or curriculum frameworks identified below [Next Generation Science Standards].
- 5).INITIAL IMPLEMENTATION (32.00% a 9% increase from 2017-18)- Rate FUSD's progress in providing professional learning for teachers to the recently adopted academic standards and/or curriculum frameworks identified below [History-Social Science].
- 6.) FULL IMPLEMENTATION AND SUSTAINABILITY(43.69% a 12.69% increase from 2017-18)- Rate FUSD's progress in making instructional materials that are aligned to the recently adopted academic standards and/or curriculum frameworks identified below available in all classrooms where the subjects is taught [ELA-Common Core Standards for ELA]
- 7). FULL IMPLEMENTATION AND SUSTAINABILITY (33.01% a 9.01% increase from 2017-18)- Rate FUSD's progress in making instructional materials that are aligned to the recently adopted academic standards and/or curriculum frameworks identified below available in all classrooms where the subjects is taught [ELD-(aligned to ELA Standards)]
- 8). FULL IMPLEMENTATION (39.60% a 14.6% increase from 2017-18)- Rate FUSD's progress in making instructional materials that are aligned to the recently adopted academic standards and/or curriculum frameworks identified below available in all classrooms where the subjects is taught [Math-Common Core Standards for Math]
- 9). INITIAL IMPLEMENTATION (29.70% a 14.7% increase from 2017-18)- Rate FUSD's progress in making instructional materials that are aligned to the recently adopted academic standards and/or curriculum frameworks identified below available in all classrooms where the subjects is taught [Next Generation Science Standards]

J.E. Hester Elementary does not participate in the California Healthy Kids Survey since it does not pertain to our TK-1st grade levels. The survey is intended for students in grades five, seven, nine, and eleven.

Classroom Observations

This section provides a description of types and frequency of classroom observations conducted during the school-year and a summary of findings.

Weekly classroom observations are conducted by school administration, Academic Coaches, and expert teacher consultants in ELA and Math. Findings indicate a need to increase literacy for English Learners and academic rigor for all students to attain mastery for achieving the Common Core State Standards.

Analysis of Current Instructional Program

The following statements are derived from the Elementary and Secondary Education Act (ESEA) of 1965 and Essential Program Components (EPCs). In conjunction with the needs assessments, these categories may be used to discuss and develop critical findings that characterize current instructional practice for numerically significant subgroups as well as individual students who are:

- Not meeting performance goals
- Meeting performance goals
- Exceeding performance goals

Discussion of each of these statements should result in succinct and focused findings based on verifiable facts. Avoid vague or general descriptions. Each successive school plan should examine the status of these findings and note progress made. Special consideration should be given to any practices, policies, or procedures found to be noncompliant through ongoing monitoring of categorical programs.

Standards, Assessment, and Accountability

Use of state and local assessments to modify instruction and improve student achievement (ESEA)

The school is meeting performance goals. The school analyzes yearly state CAASPP and local benchmark data (every six weeks) to modify and improve student academic performance. Academic performance data is used to align instruction to the standards.

Use of data to monitor student progress on curriculum-embedded assessments and modify instruction (EPC)

The school is meeting performance goals. The school assessment cycle provides student academic performance data every six weeks to identify areas for improvement. Gaps in student performance are identified and used for re-teaching purposes and to modify classroom instruction.

Staffing and Professional Development

Status of meeting requirements for highly qualified staff (ESEA)

District teachers meet the highly qualified staff requirements established by the California Commission on Teacher Credentialing.

1. Evaluation cycles are clearly communicated by District Office and administrators adhere to cycled teacher evaluations.
2. Administrator and teachers meet regularly to define and chose Professional Standard Goals for teachers who are due for evaluations.
3. The District and School follow the coaching model to ensure teachers are continuously developing as a highly qualified teacher.

Sufficiency of credentialed teachers and teacher professional development (e.g., access to instructional materials training on SBE-adopted instructional materials) (EPC)

The school meets sufficiency of credentialed teachers' requirement. Teachers have access to yearly professional development opportunities and training on state- adopted instructional materials.

Alignment of staff development to content standards, assessed student performance, and professional needs (ESEA)

The district contracts with TCOE consultants to provide professional development in the following core content areas ELA/ELD, Math, and Science. Yearly teacher professional development surveys and CAASP data provide feedback to schools on the professional development needs of teachers.
1. The District and School also engage in vertical alignment and articulation with our grade levels TK/K/1st and with our next school of transition, Snowden Elementary.

Ongoing instructional assistance and support for teachers (e.g., use of content experts and instructional coaches) (EPC)

The school Academic Coach provides on going instructional strategy support for teachers and works directly with TCOE content experts for implementation of Common Core instructional strategies.
1. Academic Coach performs calendared visits to our newly hired teachers in order to offer coaching support in classroom management, instructional strategies, and assessments.

Teacher collaboration by grade level (kindergarten through grade eight [K–8]) and department (grades nine through twelve) (EPC)

Late Start days are utilized for teacher collaboration in grade-level or department teams. Teacher collaboration time is used for curriculum alignment, developing assessments and instructional strategies.

Teaching and Learning

Alignment of curriculum, instruction, and materials to content and performance standards (ESEA)

Yearly standards-based curriculum guides are developed that include instructional materials aligned to the Common Core State Standards. Teacher developed standards-based assessments are used to guide classroom instruction and student learning.

Adherence to recommended instructional minutes for reading/language arts and mathematics (K–8) (EPC)

The school meets the state instructional minute requirements for reading/language arts and math. Identified students who perform poorly on interim assessments are provided with additional re-teaching time for reading /language arts and math.

Lesson pacing schedule (K–8) and master schedule flexibility for sufficient numbers of intervention courses (EPC)

Grade level curriculum guides are developed in the core areas and benchmark assessments are administered every six weeks. Standards-based data dives take place and deficient students are provided with re-teaching opportunities and additional student interventions.

Availability of standards-based instructional materials appropriate to all student groups (ESEA)

All district students have access to standards-based materials. Core instructional materials are aligned to the Common Core State Standards.

Use of SBE-adopted and standards-aligned instructional materials, including intervention materials, and for high school students, access to standards-aligned core courses (EPC)

All K-12 adopted instructional materials are approved by the California Department of Education. Supplemental intervention instructional materials meet grade-level state standards. Students have access to standards-aligned core courses.

Opportunity and Equal Educational Access

Services provided by the regular program that enable underperforming students to meet standards (ESEA)

District / School LCAP goals provide actions, services, and resources to ensure that underperforming students meet the standards. There is a monitoring process to ensure schools are meeting the needs of underperforming and resources are targeted to address deficient areas

Evidence-based educational practices to raise student achievement

The school implements evidence based educational practices to address school wide academic improvement. These include targeted instructional strategies, standards-based assessments, and student academic interventions to close the achievement gap.

Parental Engagement

Resources available from family, school, district, and community to assist under-achieving students (ESEA)

LCAP and Title I funds are utilized by the school to provide family resources and improve academic outcomes for under-served students.

Involvement of parents, community representatives, classroom teachers, other school personnel, and students in secondary schools, in the planning, implementation, and evaluation of ConApp programs (5 California Code of Regulations 3932)

SPSA development includes participation of parents, community members, teachers, and other school staff. The SPSA planning team evaluates and monitors the SPSA plan. The Consolidated Application is updated and Board approved yearly.

Funding

Services provided by categorical funds that enable underperforming students to meet standards (ESEA)

Services provided by Title I,II,III,IV funds include: academic support in ELA and math for under-achieving students, supplemental instructional materials, professional development for teachers in ELA, math, and STEM, technology resources and programs for literacy and English acquisition, and social-emotional resources to reduce negative student behavior and improve learning.

Fiscal support (EPC)

Fiscal support to achieve SPSA actions, services, and academic outcomes include school funds, district LCAP funds, Title I-IV funds that are used to supplement the SPSA. SPSA resources are allocated based on review of academic and behavior data, LCAP goals, and individual school needs. SPSA resources are approved by the district and adhere to state and federal requirements.

Educational Partner Involvement

How, when, and with whom did the school consult as part of the planning process for this SPSA/Annual Review and Update?

Involvement Process for the SPSA and Annual Review and Update

School Site Council and ELAC committees meet to advise, plan, implement and evaluate the School Plan for Student Achievement (SPSA) at each meeting every school year. All educational partners have an opportunity to contribute input/suggestions/recommendations regarding the School Plan for Student Achievement. School Site Council will review the SPSA and approve it before it is implemented. ELAC will also have an opportunity to make suggestions regarding the SPSA. Teachers are given the opportunity to be directly involved in the development of the SPSA through our SSC and ELAC meetings as well as staff meetings. The president of the SSC/ELAC signs the final SPSA document.

Resource Inequities

Briefly identify and describe any resource inequities identified as a result of the required needs assessment, as applicable.

There were no resource inequities identified at Hester Elementary.

1. Professional development for Instructional Aides and Special Education Aides are inequities that are currently being addressed by our Special Education Department.
2. Bilingual Aides in the classroom are a need at the moment and our District is working on hiring bilingual aides for our English Learner students and our Dual Immersion classrooms.

School and Student Performance Data

Student Enrollment Enrollment By Student Group

Student Enrollment by Subgroup						
Student Group	Percent of Enrollment			Number of Students		
	19-20	20-21	21-22	19-20	20-21	21-22
American Indian	0.48%	%	%	2		
African American	0%	0.3%	0.28%	0	1	1
Asian	0.96%	0.5%	%	4	2	
Filipino	0%	%	%	0		
Hispanic/Latino	96.64%	97.9%	96.06%	403	373	341
Pacific Islander	0%	%	%	0		
White	1.92%	0.3%	%	8	1	
Multiple/No Response	0%	%	%	0		
Total Enrollment				417	381	355

Student Enrollment Enrollment By Grade Level

Student Enrollment by Grade Level			
Grade	Number of Students		
	19-20	20-21	21-22
Kindergarten	230	186	194
Grade 1	187	195	161
Total Enrollment	417	381	355

Conclusions based on this data:

1. The enrollment for 21-22 school year decreased by 26 total students.
2. Our Hispanic subgroup decreased by 32 students in the 20-21 school year.
3. Note: 21-22 Enrollment according to Aeries is 395 students enrolled in TK-1st and 26 currently enrolled in our Pre-School.

School and Student Performance Data

Student Enrollment English Learner (EL) Enrollment

English Learner (EL) Enrollment						
Student Group	Number of Students			Percent of Students		
	19-20	20-21	21-22	19-20	20-21	21-22
English Learners	249	149	173	59.7%	39.10%	48.7%
Fluent English Proficient (FEP)	22	11	22	5.3%	2.90%	6.2%
Reclassified Fluent English Proficient (RFEP)	8	4		3.3%	1.00%	

Conclusions based on this data:

1. The number of English Learners increased by 24 students in the 21-22 school year.
2. The number of Fluent English Proficient increased by 11 students in the 21-22 school year.
3. We do not yet have data for the Reclassification of Fluent English Speakers

School and Student Performance Data

CAASPP Results English Language Arts/Literacy (All Students)

Overall Participation for All Students												
Grade Level	# of Students Enrolled			# of Students Tested			# of Students with			% of Enrolled Students		
	18-19	20-21	21-22	18-19	20-21	21-22	18-19	20-21	21-22	18-19	20-21	21-22

The “% of Enrolled Students Tested” showing in this table is not the same as “Participation Rate” for federal accountability purposes.

2019-20 Data:

Executive Order N-30-20 was issued which waived the assessment, accountability, and reporting requirements for the 2019-2020 school year, thus no data is available to report for this year.

Overall Achievement for All Students															
Grade Level	Mean Scale Score			% Standard			% Standard Met			% Standard Nearly			% Standard Not		
	18-19	20-21	21-22	18-19	20-21	21-22	18-19	20-21	21-22	18-19	20-21	21-22	18-19	20-21	21-22
All Grades	N/A	N/A	N/A												

2019-20 Data:

Executive Order N-30-20 was issued which waived the assessment, accountability, and reporting requirements for the 2019-2020 school year, thus no data is available to report for this year.

Reading Demonstrating understanding of literary and non-fictional texts												
Grade Level	% Above Standard			% At or Near Standard			% Below Standard					
	18-19	20-21	21-22	18-19	20-21	21-22	18-19	20-21	21-22			

2019-20 Data:

Executive Order N-30-20 was issued which waived the assessment, accountability, and reporting requirements for the 2019-2020 school year, thus no data is available to report for this year.

Writing Producing clear and purposeful writing									
Grade Level	% Above Standard			% At or Near Standard			% Below Standard		
	18-19	20-21	21-22	18-19	20-21	21-22	18-19	20-21	21-22

2019-20 Data:

Executive Order N-30-20 was issued which waived the assessment, accountability, and reporting requirements for the 2019-2020 school year, thus no data is available to report for this year.

Listening Demonstrating effective communication skills									
Grade Level	% Above Standard			% At or Near Standard			% Below Standard		
	18-19	20-21	21-22	18-19	20-21	21-22	18-19	20-21	21-22

2019-20 Data:

Executive Order N-30-20 was issued which waived the assessment, accountability, and reporting requirements for the 2019-2020 school year, thus no data is available to report for this year.

Research/Inquiry Investigating, analyzing, and presenting information									
Grade Level	% Above Standard			% At or Near Standard			% Below Standard		
	18-19	20-21	21-22	18-19	20-21	21-22	18-19	20-21	21-22

2019-20 Data:

Executive Order N-30-20 was issued which waived the assessment, accountability, and reporting requirements for the 2019-2020 school year, thus no data is available to report for this year.

Conclusions based on this data:

- Hester students do not take the state CAASPP test. We serve grades TK-1st, the state test is given at 3rd grade.

School and Student Performance Data

CAASPP Results Mathematics (All Students)

Overall Participation for All Students												
Grade Level	# of Students Enrolled			# of Students Tested			# of Students with			% of Enrolled Students		
	18-19	20-21	21-22	18-19	20-21	21-22	18-19	20-21	21-22	18-19	20-21	21-22

* The “% of Enrolled Students Tested” showing in this table is not the same as “Participation Rate” for federal accountability purposes.

2019-20 Data:

Executive Order N-30-20 was issued which waived the assessment, accountability, and reporting requirements for the 2019-2020 school year, thus no data is available to report for this year.

Overall Achievement for All Students															
Grade Level	Mean Scale Score			% Standard			% Standard Met			% Standard Nearly			% Standard Not		
	18-19	20-21	21-22	18-19	20-21	21-22	18-19	20-21	21-22	18-19	20-21	21-22	18-19	20-21	21-22
All Grades	N/A	N/A	N/A												

2019-20 Data:

Executive Order N-30-20 was issued which waived the assessment, accountability, and reporting requirements for the 2019-2020 school year, thus no data is available to report for this year.

Concepts & Procedures Applying mathematical concepts and procedures										
Grade Level	% Above Standard			% At or Near Standard			% Below Standard			
	18-19	20-21	21-22	18-19	20-21	21-22	18-19	20-21	21-22	

2019-20 Data:

Executive Order N-30-20 was issued which waived the assessment, accountability, and reporting requirements for the 2019-2020 school year, thus no data is available to report for this year.

Problem Solving & Modeling/Data Analysis Using appropriate tools and strategies to solve real world and mathematical problems									
Grade Level	% Above Standard			% At or Near Standard			% Below Standard		
	18-19	20-21	21-22	18-19	20-21	21-22	18-19	20-21	21-22

2019-20 Data:

Executive Order N-30-20 was issued which waived the assessment, accountability, and reporting requirements for the 2019-2020 school year, thus no data is available to report for this year.

Communicating Reasoning Demonstrating ability to support mathematical conclusions									
Grade Level	% Above Standard			% At or Near Standard			% Below Standard		
	18-19	20-21	21-22	18-19	20-21	21-22	18-19	20-21	21-22

2019-20 Data:

Executive Order N-30-20 was issued which waived the assessment, accountability, and reporting requirements for the 2019-2020 school year, thus no data is available to report for this year.

Conclusions based on this data:

1. No data available - Hester students do not take the state test in grades TK-1st. the state test is given at 3rd grade.

School and Student Performance Data

ELPAC Results

ELPAC Summative Assessment Data Number of Students and Mean Scale Scores for All Students												
Grade Level	Overall			Oral Language			Written Language			Number of Students Tested		
	18-19	20-21	21-22	18-19	20-21	21-22	18-19	20-21	21-22	18-19	20-21	21-22
K	1414.1	1363.5	1419.6	1426.7	1382.3	1431.9	1384.5	1319.6	1390.4	133	105	89
1	1445.4	1386.9	1465.3	1456.6	1409.7	1481.5	1433.7	1363.4	1448.5	104	126	88
All Grades										237	231	177

2019-20 Data:

Executive Order N-30-20 was issued which waived the assessment, accountability, and reporting requirements for the 2019-2020 school year, thus no data is available to report for this year.

Overall Language Percentage of Students at Each Performance Level for All Students															
Grade Level	Level 4			Level 3			Level 2			Level 1			Total Number of Students		
	18-19	20-21	21-22	18-19	20-21	21-22	18-19	20-21	21-22	18-19	20-21	21-22	18-19	20-21	21-22
K	5.26	2.86	15.73	39.10	9.52	24.72	43.61	30.48	41.57	12.03	57.14	17.98	133	105	89
1	1.92	0.00	21.59	33.65	6.35	20.45	53.85	19.05	37.50	10.58	74.60	20.45	104	126	88
All Grades	3.80	1.30	18.64	36.71	7.79	22.60	48.10	24.24	39.55	11.39	66.67	19.21	237	231	177

2019-20 Data:

Executive Order N-30-20 was issued which waived the assessment, accountability, and reporting requirements for the 2019-2020 school year, thus no data is available to report for this year.

Oral Language Percentage of Students at Each Performance Level for All Students															
Grade Level	Level 4			Level 3			Level 2			Level 1			Total Number of Students		
	18-19	20-21	21-22	18-19	20-21	21-22	18-19	20-21	21-22	18-19	20-21	21-22	18-19	20-21	21-22
K	10.53	6.67	20.22	40.60	16.19	24.72	39.85	26.67	35.96	9.02	50.48	19.10	133	105	89
1	12.50	8.73	32.95	41.35	17.46	25.00	38.46	22.22	29.55	7.69	51.59	12.50	104	126	88
All Grades	11.39	7.79	26.55	40.93	16.88	24.86	39.24	24.24	32.77	8.44	51.08	15.82	237	231	177

2019-20 Data:

Executive Order N-30-20 was issued which waived the assessment, accountability, and reporting requirements for the 2019-2020 school year, thus no data is available to report for this year.

Written Language Percentage of Students at Each Performance Level for All Students															
Grade Level	Level 4			Level 3			Level 2			Level 1			Total Number of Students		
	18-19	20-21	21-22	18-19	20-21	21-22	18-19	20-21	21-22	18-19	20-21	21-22	18-19	20-21	21-22
K	4.51	0.95	10.11	27.07	3.81	13.48	54.14	25.71	47.19	14.29	69.52	29.21	133	105	89
1	1.92	0.00	17.05	21.15	2.38	12.50	54.81	10.32	34.09	22.12	87.30	36.36	104	126	88
All Grades	3.38	0.43	13.56	24.47	3.03	12.99	54.43	17.32	40.68	17.72	79.22	32.77	237	231	177

2019-20 Data:

Executive Order N-30-20 was issued which waived the assessment, accountability, and reporting requirements for the 2019-2020 school year, thus no data is available to report for this year.

Listening Domain Percentage of Students by Domain Performance Level for All Students												
Grade Level	Well Developed			Somewhat/Moderately			Beginning			Total Number of Students		
	18-19	20-21	21-22	18-19	20-21	21-22	18-19	20-21	21-22	18-19	20-21	21-22
K	9.02	6.67	28.09	77.44	40.95	52.81	13.53	52.38	19.10	133	105	89
1	33.65	26.98	44.32	55.77	36.51	48.86	10.58	36.51	6.82	104	126	88
All Grades	19.83	17.75	36.16	67.93	38.53	50.85	12.24	43.72	12.99	237	231	177

2019-20 Data:

Executive Order N-30-20 was issued which waived the assessment, accountability, and reporting requirements for the 2019-2020 school year, thus no data is available to report for this year.

Speaking Domain Percentage of Students by Domain Performance Level for All Students												
Grade Level	Well Developed			Somewhat/Moderately			Beginning			Total Number of Students		
	18-19	20-21	21-22	18-19	20-21	21-22	18-19	20-21	21-22	18-19	20-21	21-22
K	17.29	3.81	16.85	63.91	41.90	58.43	18.80	54.29	24.72	133	105	89
1	11.54	4.84	23.86	77.88	35.48	54.55	10.58	59.68	21.59	104	124	88
All Grades	14.77	4.37	20.34	70.04	38.43	56.50	15.19	57.21	23.16	237	229	177

2019-20 Data:

Executive Order N-30-20 was issued which waived the assessment, accountability, and reporting requirements for the 2019-2020 school year, thus no data is available to report for this year.

Reading Domain Percentage of Students by Domain Performance Level for All Students												
Grade Level	Well Developed			Somewhat/Moderately			Beginning			Total Number of Students		
	18-19	20-21	21-22	18-19	20-21	21-22	18-19	20-21	21-22	18-19	20-21	21-22
K	0.00	0.00	12.36	85.71	23.81	64.04	14.29	76.19	23.60	133	105	89
1	9.62	2.38	28.41	63.46	10.32	37.50	26.92	87.30	34.09	104	126	88
All Grades	4.22	1.30	20.34	75.95	16.45	50.85	19.83	82.25	28.81	237	231	177

2019-20 Data:

Executive Order N-30-20 was issued which waived the assessment, accountability, and reporting requirements for the 2019-2020 school year, thus no data is available to report for this year.

Writing Domain Percentage of Students by Domain Performance Level for All Students												
Grade Level	Well Developed			Somewhat/Moderately			Beginning			Total Number of Students		
	18-19	20-21	21-22	18-19	20-21	21-22	18-19	20-21	21-22	18-19	20-21	21-22
K	28.57	3.81	25.29	45.86	27.62	35.63	25.56	68.57	39.08	133	105	87
1	2.88	0.00	9.09	71.15	12.90	61.36	25.96	87.10	29.55	104	124	88
All Grades	17.30	1.75	17.14	56.96	19.65	48.57	25.74	78.60	34.29	237	229	175

2019-20 Data:

Executive Order N-30-20 was issued which waived the assessment, accountability, and reporting requirements for the 2019-2020 school year, thus no data is available to report for this year.

Conclusions based on this data:

- The percentage of students at each performance level for all students in Overall Language in Kindergarten reflect: Level 4: 15.7%, Level 3: 24.7%, Level 2: 41.5%, and Level 1: 17.9% (Number of students tested 89)

The percentage of students at each performance level for all students in Overall Language in Kindergarten reflect: Level 4: 21.5%, Level 3: 20.4%, Level 2: 37.5%, and Level 1: 20.4% (Number of students tested 88)
- Improvement needs to be made in Speaking and Reading each with 16% and 12% Respectively in the Well Developed category

School and Student Performance Data

Student Population

For the past two years, many state and federal accountability requirements were waived or adjusted due to the impact of the COVID-19 pandemic on LEAs, schools, and students. Beginning with the 2021-22 school year, the requirements to hold schools and districts accountable for student outcomes has returned with the release of the 2022 California School Dashboard (Dashboard). The Every Student Succeeds Act is requiring all states to determine schools eligible for support. Similarly, under state law, Assembly Bill (AB) 130, which was signed into law in 2021, mandates the return of the Dashboard using only current year performance data to determine LEAs for support. Therefore, to meet this state requirement, only the 2021-22 school year data will be reported on the 2022 Dashboard for state indicators. (Data for Change [or the difference from prior year] and performance colors will not be reported.)

This section provides information about the school's student population.

2021-22 Student Population			
Total Enrollment	Socioeconomically Disadvantaged	English Learners	Foster Youth
355	80.0	48.7	0.3
Total Number of Students enrolled in JE Hester Elementary School.	Students who are eligible for free or reduced priced meals; or have parents/guardians who did not receive a high school diploma.	Students who are learning to communicate effectively in English, typically requiring instruction in both the English Language and in their academic courses.	Students whose well being is the responsibility of a court.

2021-22 Enrollment for All Students/Student Group		
Student Group	Total	Percentage
English Learners	173	48.7
Foster Youth	1	0.3
Homeless	1	0.3
Socioeconomically Disadvantaged	284	80.0
Students with Disabilities	25	7.0

Enrollment by Race/Ethnicity		
Student Group	Total	Percentage
African American	1	0.3
American Indian		
Asian		
Filipino		
Hispanic	341	96.1
Two or More Races		
Pacific Islander		
White		

Conclusions based on this data:

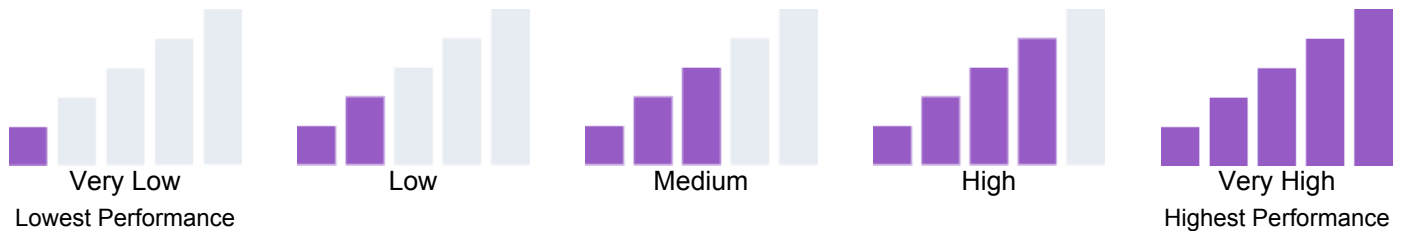
1. The following percentages reflect student data as Student Population by for Student Groups: 93.7% low income, 58.6% English Learners, 0.7% Foster Youth, 0.3% Homeless, and 6.8% Students with Disabilities.
2. The following percentages reflect student data as Enrollment by Race/Ethnicity as: 0.3% African American; Asian 0.5%, Hispanic 97.9%, and White .3%.

School and Student Performance Data

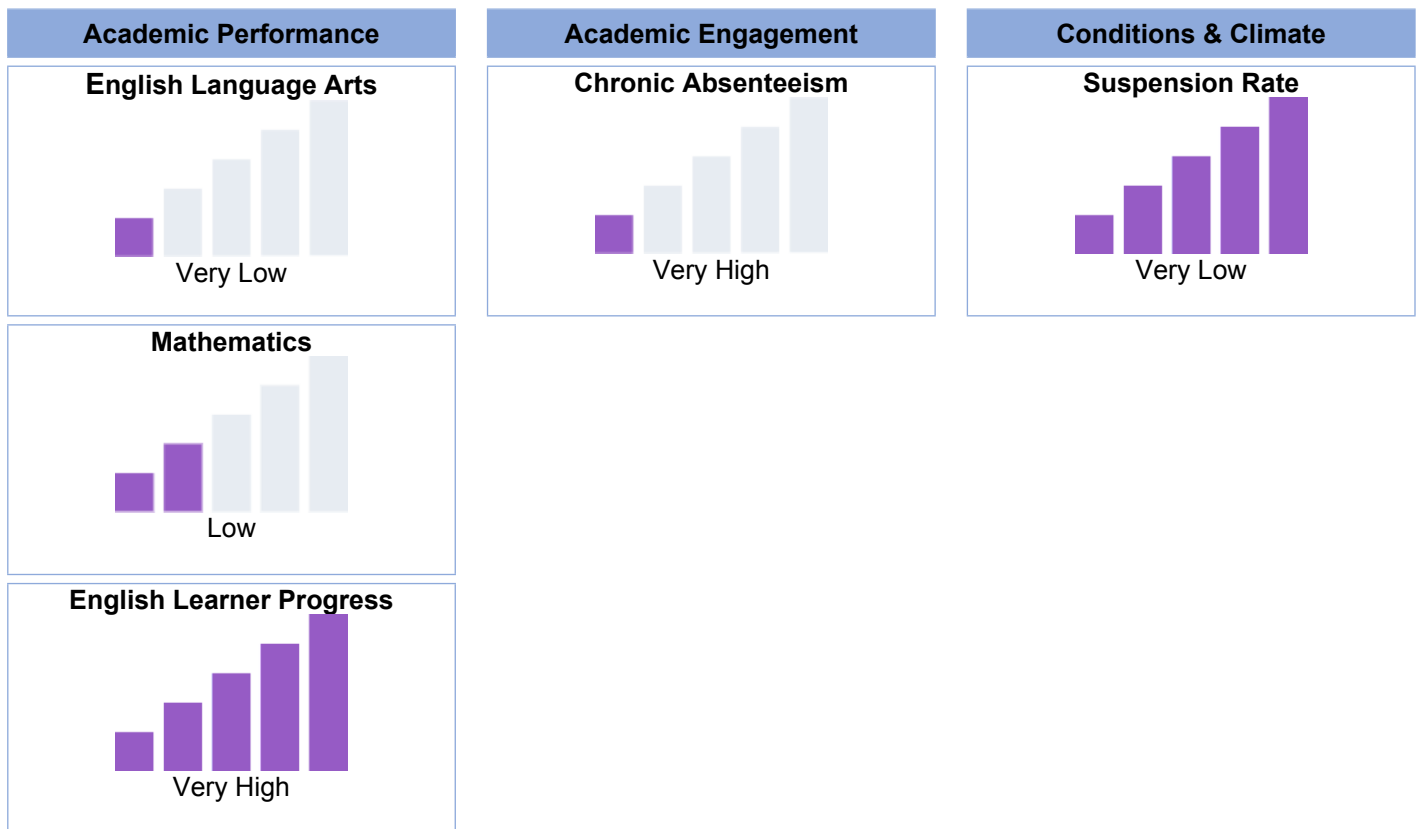
Overall Performance

Due to the COVID-19 pandemic, state law allows the 2022 Dashboard to only display the most current year of data (also known as Status). For this year only, performance levels will be reported using one of five Status levels (ranging from Very High, High, Medium, Low, and Very Low) for state measures. Please note that the Status levels associated with the Chronic Absenteeism and Suspension Rate Indicators are reversed (ranging from Very Low, Low, Medium, High, and Very High). Information regarding this year's Dashboard data is available within the [Dashboard Communications Toolkit](#).

Because performance on state measures is based on current year (i.e., 2021-22) results only for the 2022 Dashboard, the color dials have been replaced with one of five Status levels (ranging from Very High, High, Medium, Low, and Very Low).



2022 Fall Dashboard Overall Performance for All Students



Conclusions based on this data:

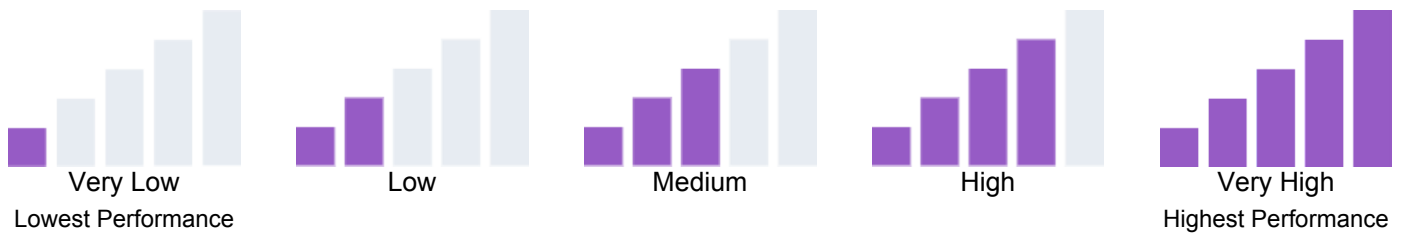
1. In the area of Suspension, it is in the blue area.
2. In the area of English Language Arts, it is in the yellow area.
3. In the area of Mathematics, it is in the yellow, and in the area of Chronic Absenteeism is in the Orange area.

School and Student Performance Data

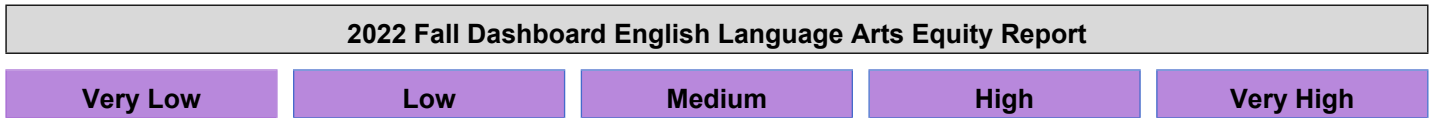
Academic Performance English Language Arts

Due to the COVID-19 pandemic, state law allows the 2022 Dashboard to only display the most current year of data (also known as Status). For this year only, performance levels will be reported using one of five Status levels (ranging from Very High, High, Medium, Low, and Very Low) for state measures. Please note that the Status levels associated with the Chronic Absenteeism and Suspension Rate Indicators are reversed (ranging from Very Low, Low, Medium, High, and Very High). Information regarding this year's Dashboard data is available within the [Dashboard Communications Toolkit](#).

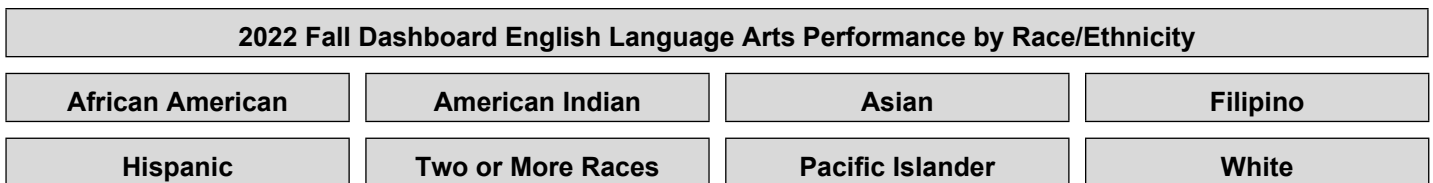
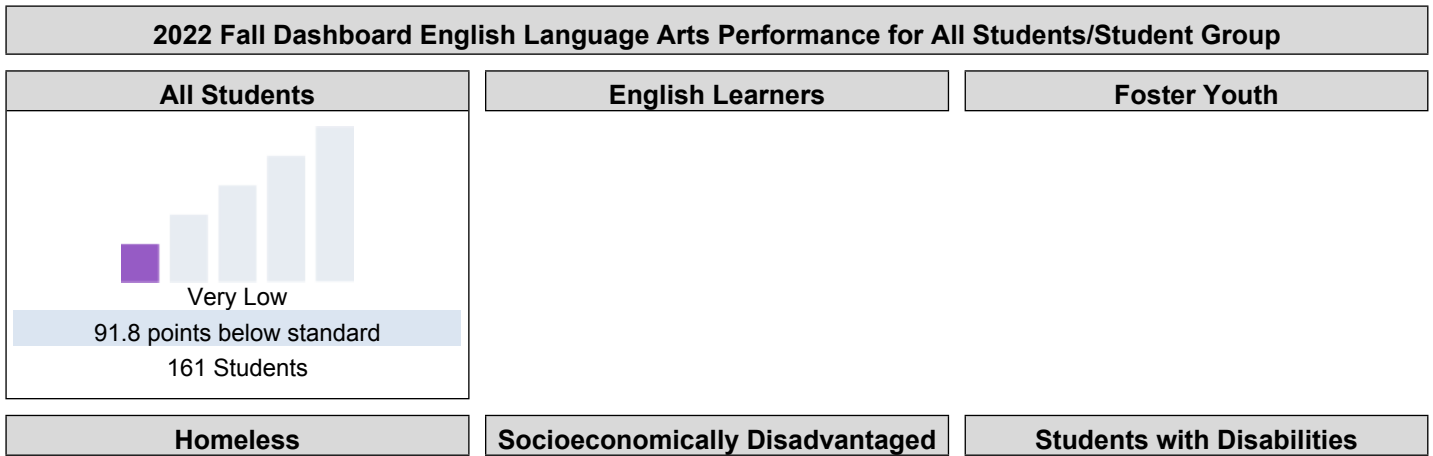
Because performance on state measures is based on current year (i.e., 2021-22) results only for the 2022 Dashboard, the color dials have been replaced with one of five Status levels (ranging from Very High, High, Medium, Low, and Very Low).



This section provides number of student groups in each level.



This section provides a view of how well students are meeting grade-level standards on the English Language Arts assessment. This measure is based on student performance on either the Smarter Balanced Summative Assessment or the California Alternate Assessment, which is taken annually by students in grades 3–8 and grade 11.



This section provides additional information on distance from standard for current English learners, prior or Reclassified English learners, and English Only students in English Language Arts.

2022 Fall Dashboard English Language Arts Data Comparisons for English Learners

Current English Learner

Reclassified English Learners

English Only

Conclusions based on this data:

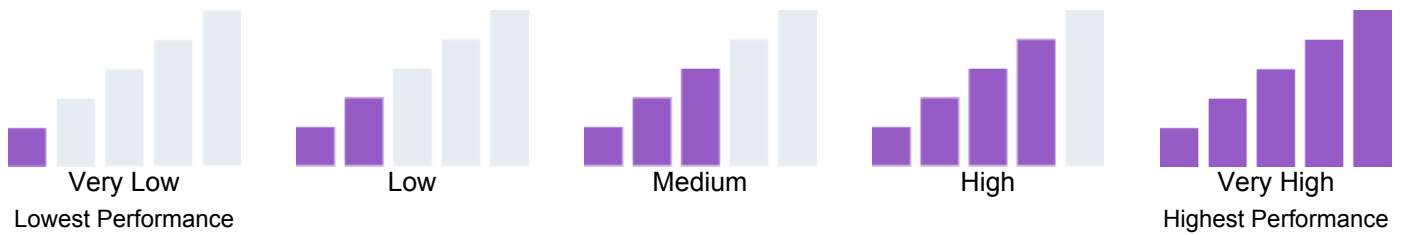
1. Hester students increased by 5.8 points (in the yellow) on the Fall 2019 English Language Arts Performance for All Students/ Student Group.

School and Student Performance Data

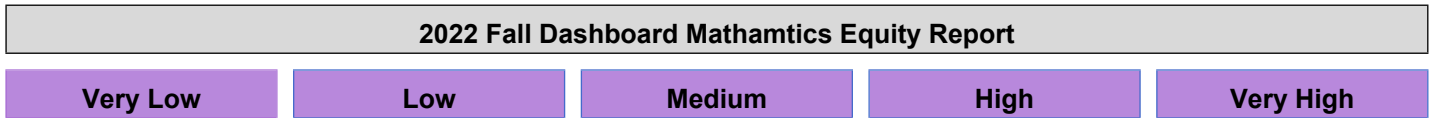
Academic Performance Mathematics

Due to the COVID-19 pandemic, state law allows the 2022 Dashboard to only display the most current year of data (also known as Status). For this year only, performance levels will be reported using one of five Status levels (ranging from Very High, High, Medium, Low, and Very Low) for state measures. Please note that the Status levels associated with the Chronic Absenteeism and Suspension Rate Indicators are reversed (ranging from Very Low, Low, Medium, High, and Very High). Information regarding this year's Dashboard data is available within the [Dashboard Communications Toolkit](#).

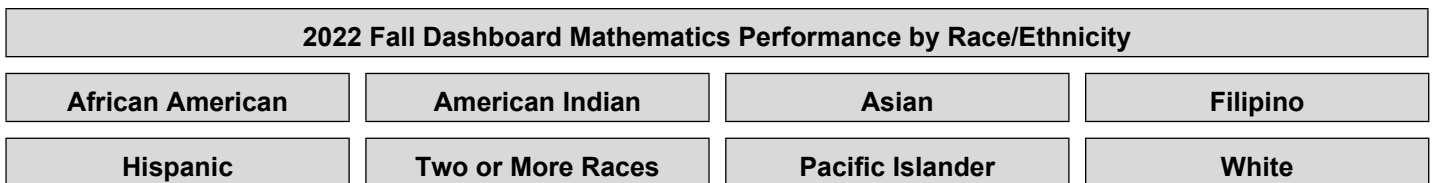
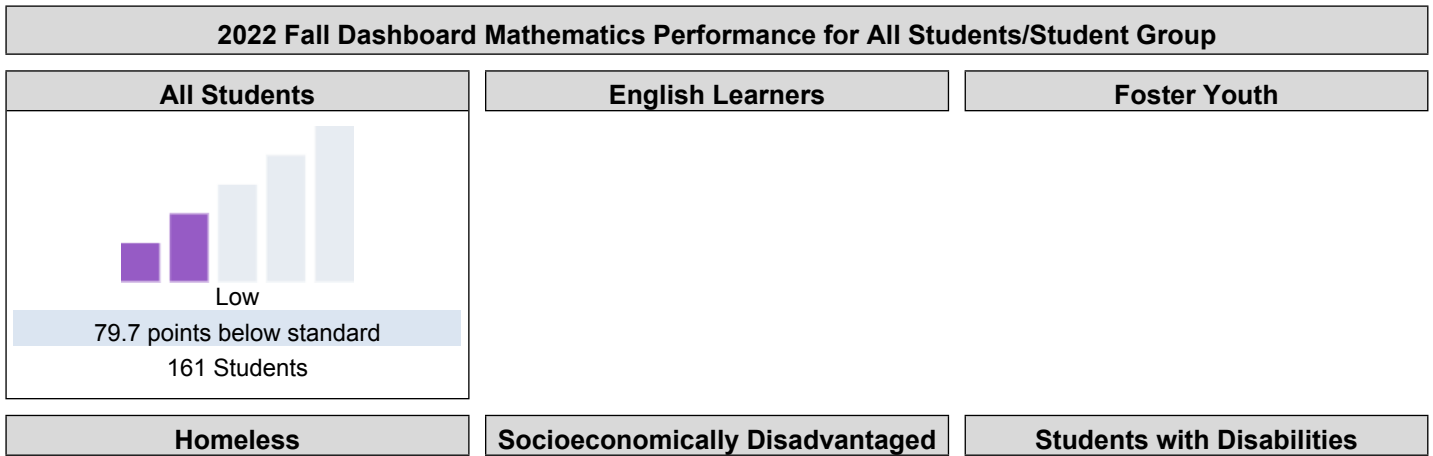
Because performance on state measures is based on current year (i.e., 2021-22) results only for the 2022 Dashboard, the color dials have been replaced with one of five Status levels (ranging from Very High, High, Medium, Low, and Very Low).



This section provides number of student groups in each level.



This section provides a view of how well students are meeting grade-level standards on the Mathematics assessment. This measure is based on student performance either on the Smarter Balanced Summative Assessment or the California Alternate Assessment, which is taken annually by students in grades 3–8 and grade 11.



This section provides additional information on distance from standard for current English learners, prior or Reclassified English learners, and English Only students in mathematics

2022 Fall Dashboard Mathematics Data Comparisons for English Learners

Current English Learner

Reclassified English Learners

English Only

Conclusions based on this data:

1. Hester students increased by 6 points (in the yellow) on the Fall 2019 Mathematics Performance for All Students/Student Group.

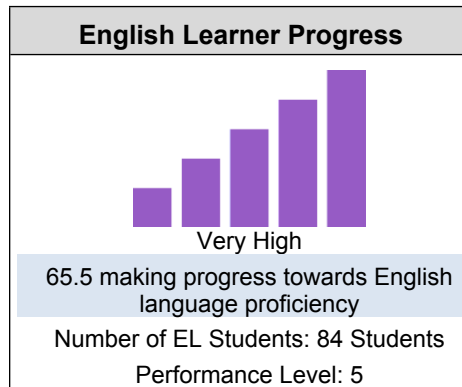
School and Student Performance Data

Academic Performance English Learner Progress

Due to the COVID-19 pandemic, state law allows the 2022 Dashboard to only display the most current year of data (also known as Status). For this year only, performance levels will be reported using one of five Status levels (ranging from Very High, High, Medium, Low, and Very Low) for state measures. Please note that the Status levels associated with the Chronic Absenteeism and Suspension Rate Indicators are reversed (ranging from Very Low, Low, Medium, High, and Very High). Information regarding this year's Dashboard data is available within the [Dashboard Communications Toolkit](#).

This section provides information on the percentage of current EL students making progress towards English language proficiency or maintaining the highest level.

2022 Fall Dashboard English Learner Progress Indicator



This section provides a view of the percentage of current EL students who progressed at least one ELPI level, maintained ELPI level 4, maintained lower ELPI levels (i.e, levels 1, 2L, 2H, 3L, or 3H), or decreased at least one ELPI Level.

2022 Fall Dashboard Student English Language Acquisition Results

Decreased One ELPI Level	Maintained ELPI Level 1, 2L, 2H, 3L, or 3H	Maintained ELPI Level 4	Progressed At Least One ELPI Level
2	27	2	53

Conclusions based on this data:

1. Out of 100 English Learner students, 22 are making progress towards English language proficiency.

School and Student Performance Data

Academic Performance College/Career Report

College/Career data provides information on whether high school students are prepared for success after graduation based on measures like graduation rate, performance on state tests, and college credit courses. College/Career data was not reported in 2022.

Conclusions based on this data:

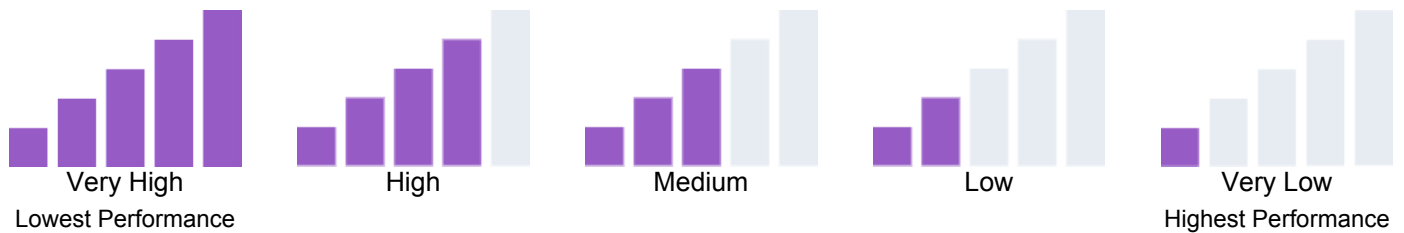
1. College and Career is N/A for Hester School. We serve students TK-1st.

School and Student Performance Data

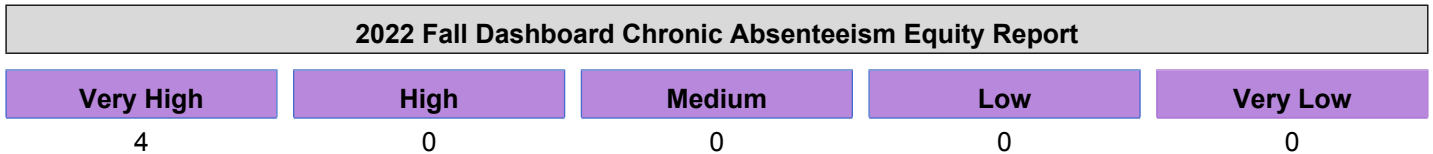
Academic Engagement Chronic Absenteeism

Due to the COVID-19 pandemic, state law allows the 2022 Dashboard to only display the most current year of data (also known as Status). For this year only, performance levels will be reported using one of five Status levels (ranging from Very High, High, Medium, Low, and Very Low) for state measures. Please note that the Status levels associated with the Chronic Absenteeism and Suspension Rate Indicators are reversed (ranging from Very Low, Low, Medium, High, and Very High). Information regarding this year's Dashboard data is available within the [Dashboard Communications Toolkit](#).

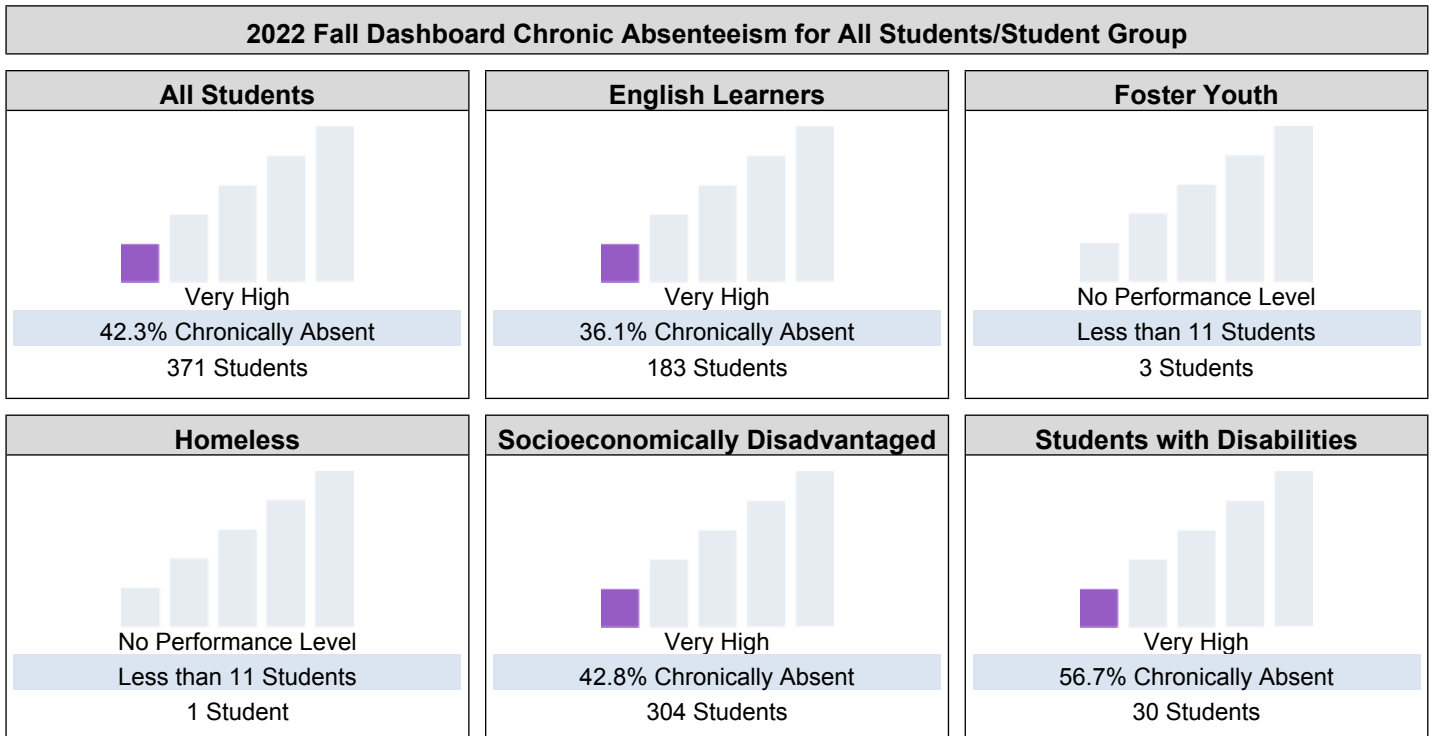
Because performance on state measures is based on current year (i.e., 2021-22) results only for the 2022 Dashboard, the color dials have been replaced with one of five Status levels (ranging from Very High, High, Medium, Low, and Very Low).




This section provides number of student groups in each level.



This section provides information about the percentage of students in kindergarten through grade 8 who are absent 10 percent or more of the instructional days they were enrolled.



2022 Fall Dashboard Chronic Absenteeism by Race/Ethnicity



Conclusions based on this data:

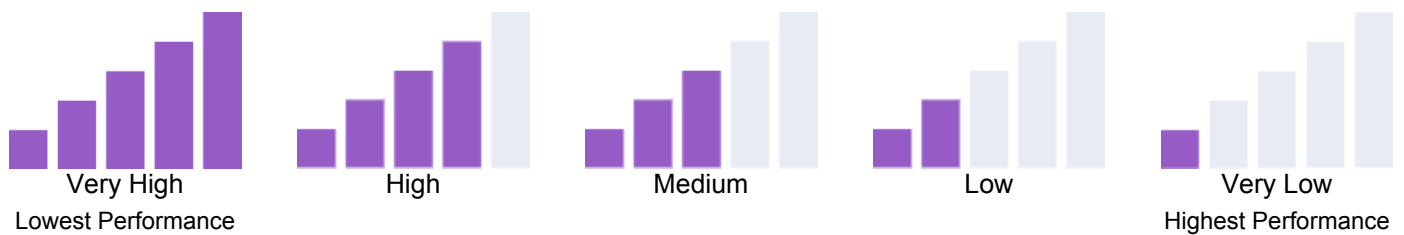
1. In the Chronic Absenteeism for All Students in the Orange 0 maintained: English Learners in the Orange increased by 2.5; Socially Disadvantaged in the Orange maintained by +0.4; Hispanic subgroup is in the Orange maintained by +0.1. Foster Youth, Homeless, Students with Disabilities, African American, American Indian, Asian, Filipino, two or more races, pacific islander and white were in no color.

School and Student Performance Data

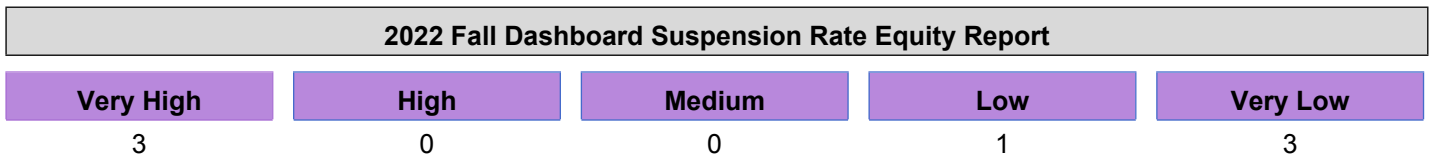
Conditions & Climate Suspension Rate

Due to the COVID-19 pandemic, state law allows the 2022 Dashboard to only display the most current year of data (also known as Status). For this year only, performance levels will be reported using one of five Status levels (ranging from Very High, High, Medium, Low, and Very Low) for state measures. Please note that the Status levels associated with the Chronic Absenteeism and Suspension Rate Indicators are reversed (ranging from Very Low, Low, Medium, High, and Very High). Information regarding this year's Dashboard data is available within the [Dashboard Communications Toolkit](#).

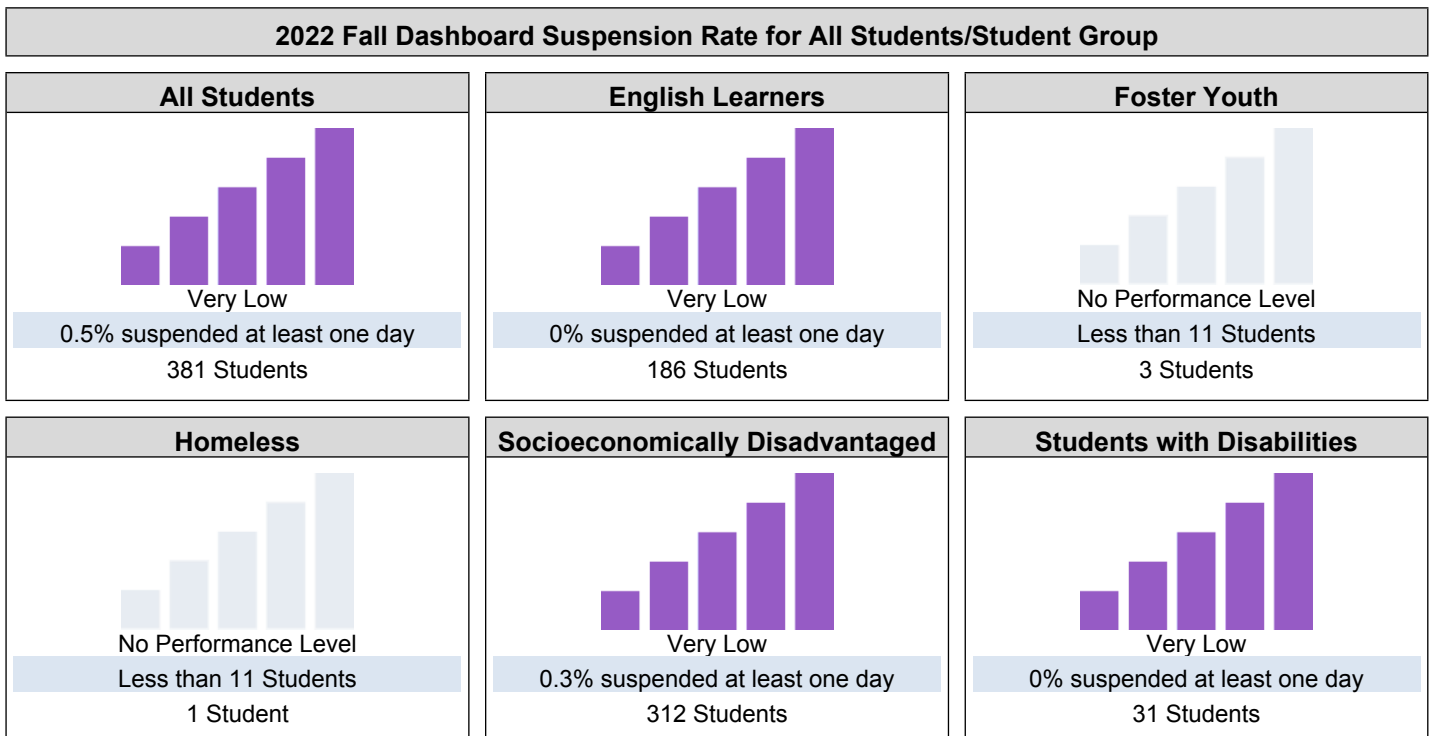
Because performance on state measures is based on current year (i.e., 2021-22) results only for the 2022 Dashboard, the color dials have been replaced with one of five Status levels (ranging from Very High, High, Medium, Low, and Very Low).



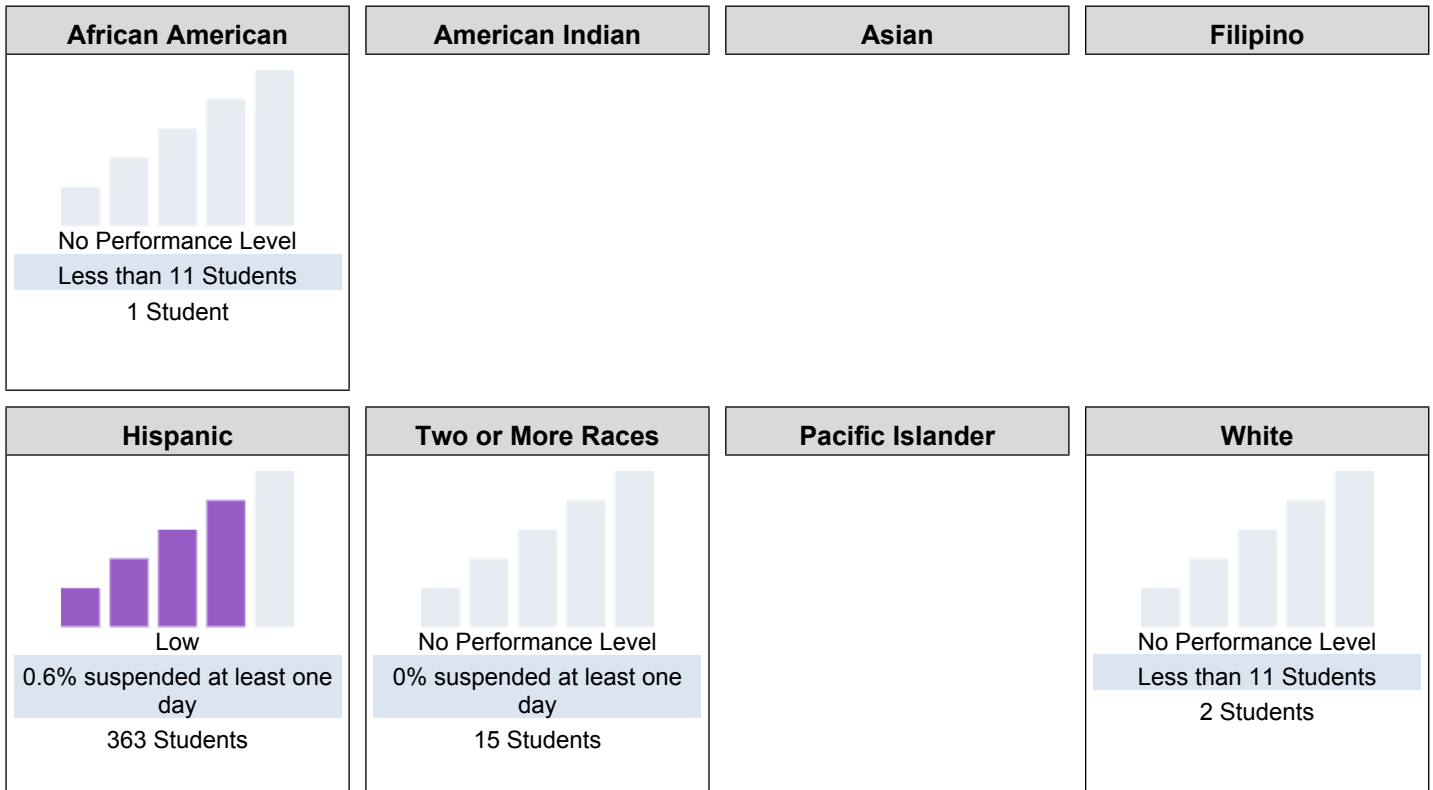
This section provides number of student groups in each level.



This section provides information about the percentage of students in kindergarten through grade 12 who have been suspended at least once in a given school year. Students who are suspended multiple times are only counted once.



2022 Fall Dashboard Suspension Rate by Race/Ethnicity



Conclusions based on this data:

1. The suspension rate for Socioeconomically Disadvantaged students declined significantly by 3%; English Learners declined significantly by 1.9%.
2. The suspension rate for Hispanic students declined by 2.7% (Blue).
3. All Students declined significantly by 2.8% (Blue).

Goals, Strategies, & Proposed Expenditures

Complete a copy of the following table for each of the school's goals. Duplicate the table as needed.

Goal Subject

Implementation of state standards

LEA/LCAP Goal

Increase student achievement for all students and subgroups in core content areas (ELA / ELD, Math, Science, Social Science) as measured by CAASPP, ELPAC, STAR and district standards-based assessments.

Goal 1

Students will be reading at or near grade level before they promote to the next grade. Students will understand math in respect to their grade level before promoting to the next grade.

Identified Need

Yearly results from Star Testing continue to indicate the need to focus on providing impactful resources and continued implementation of researched-based instructional practices to increase the level of student achievement, especially in the areas of English Language Arts, Math, and English Language Development.

Annual Measurable Outcomes

Metric/Indicator	Baseline/Actual Outcome	Expected Outcome
1) CAASPP- English Language Arts	<p>In 2018/19, 26.88% of all students performed at Standards Met / Standards Exceeded as measured by CAASPP / English Language Arts.</p> <p>At Hester Elementary the Star Results reflect 35% of our K students At/Above Grade Level with 65% On Watch/Intervention/Urgent Intervention</p> <p>At Hester Elementary the Star Results reflect 36% of our 1st Graders At/Above Grade Level with 64% On Watch/Intervention/Urgent Intervention</p>	Increase indicator scores and assessments.

Metric/Indicator	Baseline/Actual Outcome	Expected Outcome
2) CAASPP - Mathematics	In 2018/2019, 15.46% of all students performed at Standards Met / Standards Exceeded as measured by CAASPP/ Mathematics.	Increase indicator scores and assessments.
3) ELPAC Results	In 2021-2022 Kindergarten Level 4:15.7%; Level 3:24.7%, Level 2: 41.5%; Level 1: 17.9% 1st Grade: Level 4: 21.5%; Level 3 20.4%; Level 2: 37.5%; Level 1: 20.4%	Increase indicator scores and assessments.
4) CAASPP - CAST	In 2018-2019, 11.24% of students performed at Standards Met / Standards Exceeded as measured by the CAASPP/ California Assessment for Science Test	Increase indicator scores and assessments.
5) Interim Benchmark Assessments - Social Science	In 2020-2021, 23% of students performed at Standards Met / Standards Exceeded as measured by district social science interim benchmarks.	Increase indicator scores and assessments.
6) STAR Assessments	In 2018-2019, approximately 81% of students K-6 were reading below grade level. as measure by the STAR Assessment	Increase indicator scores and assessments.
7. Advanced Placement	In 2019-2020, the Advanced Placement rate of students who had taken and passed AP exam with a score of 3 or higher was 36.5%	Increase indicator scores and assessments.
8. EAP-ELA / Math Results	In 2018-2019, the percentage of all students including unduplicated scoring conditionally ready or ready on the EAP-ELA was 60.4 and Math was 10.96	Increase indicator scores and assessments.
9. State Adopted Standards-Based Materials	In 2019-2020, the district had 100% of state adopted standards based materials.	Increase indicator scores and assessments.

Metric/Indicator	Baseline/Actual Outcome	Expected Outcome
10. Percentage of Teachers that are fully credentialed	<p>In 2019-2020, the percentage of teachers that were fully credentialed was 87% (16 teachers without full credentials).</p> <p>Hester Elementary has 95% percent of staff that is fully credentialed. 5% are currently undergoing the Clear Credential process and are currently receiving mentorship via FUSD and are receiving coaching via Administrator and Academic Coach.</p>	Increase indicator scores and assessments.
11. Implementation of Common Core State Standards	In 2019-2020, Priority 2 Implementation of the State Academic Standards surveys indicated that 58% of teachers reported (average) that the district had full implementation of the Common Core State Standards.	Increase indicator scores and assessments.

Complete a copy of the Strategy/Activity table for each of the school's strategies/activities. Duplicate the table, including Proposed Expenditures, as needed.

Strategy/Activity 1

Students to be Served by this Strategy/Activity

(Identify either All Students or one or more specific student groups)

Unduplicated students

Strategy/Activity

Strategies to increase teacher support and growth include new teacher support and coaching model for tenured teachers with frequent walkthroughs and opportunities for vertical alignment and coaching.

Through the implementation of content / performance standards education, we will increase the percentage of students achieving at "standards met, standards exceeded" by 5% in English Language

Arts and Mathematics on the Star Testing.

Proposed Expenditures for this Strategy/Activity

List the amount(s) and funding source(s) for the proposed expenditures. Specify the funding source(s) using one or more of the following: LCFF, Federal (if Federal identify the Title and Part, as applicable), Other State, and/or Local.

Amount(s)

100,000

Source(s)

LCFF Funds (Non-Personnel)
5800: Professional/Consulting Services And
Operating Expenditures

Strategy/Activity 2

Students to be Served by this Strategy/Activity

(Identify either All Students or one or more specific student groups)

Unduplicated students

Strategy/Activity

Through the implementation of ELD standards education, we will increase the performance of English Learners one level as measured by ELPAC (Academic Coach)

Proposed Expenditures for this Strategy/Activity

List the amount(s) and funding source(s) for the proposed expenditures. Specify the funding source(s) using one or more of the following: LCFF, Federal (if Federal identify the Title and Part, as applicable), Other State, and/or Local.

Amount(s)

127,842

Source(s)

Federal Funds (Personnel)
1000-1999: Certificated Personnel Salaries
Title I

Strategy/Activity 3

Students to be Served by this Strategy/Activity

(Identify either All Students or one or more specific student groups)

Unduplicated students

Strategy/Activity

The district will maintain 100% of the latest state adopted materials.

Proposed Expenditures for this Strategy/Activity

List the amount(s) and funding source(s) for the proposed expenditures. Specify the funding source(s) using one or more of the following: LCFF, Federal (if Federal identify the Title and Part, as applicable), Other State, and/or Local.

Amount(s)

92,594

Source(s)

LCFF Funds (Non-Personnel)
4000-4999: Books And Supplies

Strategy/Activity 4

Students to be Served by this Strategy/Activity

(Identify either All Students or one or more specific student groups)

Unduplicated students

Strategy/Activity

Provide instructional support for English Learners (classroom aides)

Proposed Expenditures for this Strategy/Activity

List the amount(s) and funding source(s) for the proposed expenditures. Specify the funding source(s) using one or more of the following: LCFF, Federal (if Federal identify the Title and Part, as applicable), Other State, and/or Local.

Amount(s)

100,000

Source(s)

LCFF Funds (Personnel)
2000-2999: Classified Personnel Salaries

Strategy/Activity 5

Students to be Served by this Strategy/Activity

(Identify either All Students or one or more specific student groups)

Unduplicated students

Strategy/Activity

Provide 21st Century Classroom technology and internet access

Proposed Expenditures for this Strategy/Activity

List the amount(s) and funding source(s) for the proposed expenditures. Specify the funding source(s) using one or more of the following: LCFF, Federal (if Federal identify the Title and Part, as applicable), Other State, and/or Local.

Amount(s)

200,000

Source(s)

LCFF Funds (Non-Personnel)
4000-4999: Books And Supplies

Strategy/Activity 6

Students to be Served by this Strategy/Activity

(Identify either All Students or one or more specific student groups)

Unduplicated students

Strategy/Activity

Provide MTSS students interventions (Intervention teachers)

Proposed Expenditures for this Strategy/Activity

List the amount(s) and funding source(s) for the proposed expenditures. Specify the funding source(s) using one or more of the following: LCFF, Federal (if Federal identify the Title and Part, as applicable), Other State, and/or Local.

Amount(s)

Source(s)

200,000

1000-1999: Certificated Personnel Salaries
ESSER III

Strategy/Activity 7

Students to be Served by this Strategy/Activity

(Identify either All Students or one or more specific student groups)

Unduplicated Student

Strategy/Activity

After School Tutoring

At Hester Elementary we currently have an Intervention Program that is taught by two credentialed teachers.

Proposed Expenditures for this Strategy/Activity

List the amount(s) and funding source(s) for the proposed expenditures. Specify the funding source(s) using one or more of the following: LCFF, Federal (if Federal identify the Title and Part, as applicable), Other State, and/or Local.

Amount(s)

40,000

Source(s)

LCFF Funds (Non-Personnel)
4000-4999: Books And Supplies

Strategy/Activity 8

Students to be Served by this Strategy/Activity

(Identify either All Students or one or more specific student groups)

Strategy/Activity

Proposed Expenditures for this Strategy/Activity

List the amount(s) and funding source(s) for the proposed expenditures. Specify the funding source(s) using one or more of the following: LCFF, Federal (if Federal identify the Title and Part, as applicable), Other State, and/or Local.

Amount(s)

Source(s)

Strategy/Activity 9

Students to be Served by this Strategy/Activity

(Identify either All Students or one or more specific student groups)

Strategy/Activity

Proposed Expenditures for this Strategy/Activity

List the amount(s) and funding source(s) for the proposed expenditures. Specify the funding source(s) using one or more of the following: LCFF, Federal (if Federal identify the Title and Part, as applicable), Other State, and/or Local.

Amount(s)

Source(s)

Strategy/Activity 10

Students to be Served by this Strategy/Activity

(Identify either All Students or one or more specific student groups)

Strategy/Activity

Proposed Expenditures for this Strategy/Activity

List the amount(s) and funding source(s) for the proposed expenditures. Specify the funding source(s) using one or more of the following: LCFF, Federal (if Federal identify the Title and Part, as applicable), Other State, and/or Local.

Amount(s)

Source(s)

Strategy/Activity 11

Students to be Served by this Strategy/Activity

(Identify either All Students or one or more specific student groups)

Strategy/Activity

Proposed Expenditures for this Strategy/Activity

List the amount(s) and funding source(s) for the proposed expenditures. Specify the funding source(s) using one or more of the following: LCFF, Federal (if Federal identify the Title and Part, as applicable), Other State, and/or Local.

Amount(s)

Source(s)

Strategy/Activity 12

Students to be Served by this Strategy/Activity

(Identify either All Students or one or more specific student groups)

Strategy/Activity

Proposed Expenditures for this Strategy/Activity

List the amount(s) and funding source(s) for the proposed expenditures. Specify the funding source(s) using one or more of the following: LCFF, Federal (if Federal identify the Title and Part, as applicable), Other State, and/or Local.

Amount(s)

Source(s)

[Empty box for Amount(s)]

LCFF Funds (Non-Personnel)

Annual Review

SPSA Year Reviewed: 2021-22

Respond to the following prompts relative to this goal. If the school is in the first year of implementing the goal, an analysis is not required and this section may be deleted.

ANALYSIS

Describe the overall implementation of the strategies/activities and the overall effectiveness of the strategies/activities to achieve the articulated goal.

All strategies and activities for Goals 1 were implemented. District CASSP student results for English Language Arts indicated a 5.8 % increase for All Students and Math increased by 6%. English Learners continue to be a focus for improvement

Briefly describe any major differences between the intended implementation and/or the budgeted expenditures to implement the strategies/activities to meet the articulated goal.

All strategies and activities for Goals 1 were implemented. District CASSP student results for English Language Arts indicated a 5.8 % increase and while Math increased by 6%. English Learners continue to be a focus for improvement.

Describe any changes that will be made to this goal, the annual outcomes, metrics, or strategies/activities to achieve this goal as a result of this analysis. Identify where those changes can be found in the SPSA.

The district will continue with the strategies and activities described in Goal 1.

Goals, Strategies, & Proposed Expenditures

Complete a copy of the following table for each of the school's goals. Duplicate the table as needed.

Goal Subject

School Climate

LEA/LCAP Goal

Provide comprehensive academic and social emotional support systems to ensure students are provided with equitable opportunities to reach their full potential.

Goal 2

All students at Hester Elementary will be educated in a safe and healthy learning environment. Hester staff strives to improve student engagement and create a positive learning environment for all students.

Identified Need

The school has experienced a history of average daily attendance of 95% or more. Good attendance is a strong indicator of increased achievement and graduation rates. Providing a clean, healthy, orderly, physically and emotionally safe environment is essential to maintain high attendance rates.

Annual Measurable Outcomes

Metric/Indicator	Baseline/Actual Outcome	Expected Outcome
1. Chronic Absenteeism Rate	In 2019-2020, the chronic absenteeism rate (more than 10% of the school year) was 10.4%	Increase indicator scores and assessments.
2. Graduation Rate	In 2019-2020, the graduation rate was 88%	Increase indicator scores and assessments.
3. Suspension Rate	In 2019-2020, the suspension rate in the district was 5.1%	Increase indicator scores and assessments.
4. Safety and Connectedness	In 2019-2020, the California Healthy Kids Survey reported that 80% of students reported a caring school environment. Hester School does not participate in Healthy Kids Survey.	Increase indicator scores and assessments.
5. College and Career Indicator	In 2019-2020, the district college and career indicator for all students was 30.3% College Prepared.	Increase indicator scores and assessments.

Metric/Indicator	Baseline/Actual Outcome	Expected Outcome
6. LCAP Parent Survey - Broad Course of Study	In 2018-2019, 57% of parents surveyed reported that the district provides students with a broad course of study.	Increase indicator scores and assessments.
7. CTE Pathway Completion Rates	In 2018-19, the percentage of all students including unduplicated students completing at least one CTE pathway was 30%.	Increase indicator scores and assessments.
8. A-G Completion Rates	In 2018-2019, the percentage of all students including unduplicated students completing A-G courses was 32.12%.	Increase indicator scores and assessments.
9. Expulsion Rates	In 2019-2020, the district student expulsion rate percentage was .12%	Increase indicator scores and assessments.
10. Dropout Rates	In 2019-20, the student dropout rate for high school was 3.5% and junior high school dropout rate was .83%.	Increase indicator scores and assessments.
11. English Learner Reclassification Rate	In 2019-2020, the English Learner Reclassification Rate was 4.7% due to no ELPAC assessment	Increase indicator scores and assessments.
12. Attendance Rates	In 2019-2020, the average daily attendance rate was 96.11%.	Increase indicator scores and assessments.
13. Facilities / Safety Compliance Report	In 2019-2020, all school facilities received a pass score on the Facilities / Safety Compliance Yearly Report.	Increase indicator scores and assessments.

Complete a copy of the Strategy/Activity table for each of the school's strategies/activities. Duplicate the table, including Proposed Expenditures, as needed.

Strategy/Activity 1

Students to be Served by this Strategy/Activity

(Identify either All Students or one or more specific student groups)

Provide classroom support for unduplicated students

Strategy/Activity

Provide Calming Room / Alternative Intervention that provides social emotional and academic support for our students
On Campus Intervention in place of suspension

Proposed Expenditures for this Strategy/Activity

List the amount(s) and funding source(s) for the proposed expenditures. Specify the funding source(s) using one or more of the following: LCFF, Federal (if Federal identify the Title and Part, as applicable), Other State, and/or Local.

Amount(s)

100,000

Source(s)

LCFF Funds (Personnel)
2000-2999: Classified Personnel Salaries

Strategy/Activity 2

Students to be Served by this Strategy/Activity

(Identify either All Students or one or more specific student groups)

Provide classroom support for Dual Language

Strategy/Activity

Provide DL teacher training
Dual Language Teachers have opportunities for multiple professional development conferences and meet regularly with feeder school (Snowden) to vertically align best practices.

Proposed Expenditures for this Strategy/Activity

List the amount(s) and funding source(s) for the proposed expenditures. Specify the funding source(s) using one or more of the following: LCFF, Federal (if Federal identify the Title and Part, as applicable), Other State, and/or Local.

Amount(s)

33,000

Source(s)

Federal Funds (Personnel)
5800: Professional/Consulting Services And
Operating Expenditures
Title III

Strategy/Activity 3

Students to be Served by this Strategy/Activity

(Identify either All Students or one or more specific student groups)

Reduce chronic attendance for unduplicated students

Strategy/Activity

Decrease chronic student absenteeism across the district (Attendance Clerk)

Proposed Expenditures for this Strategy/Activity

List the amount(s) and funding source(s) for the proposed expenditures. Specify the funding source(s) using one or more of the following: LCFF, Federal (if Federal identify the Title and Part, as applicable), Other State, and/or Local.

Amount(s)

Source(s)

50,000

LCFF Funds (Personnel)
2000-2999: Classified Personnel Salaries

Strategy/Activity 4

Students to be Served by this Strategy/Activity

(Identify either All Students or one or more specific student groups)

Describe actions to reduce student behavior incidents and suspensions for unduplicated students

Strategy/Activity

Reduce student suspension rates across the district (School Counselor).

School Counselor and School Social Worker run social skills groups on a 6 week rotation. School Counselor and School Social Worker support teachers with best practices such as Restorative Practices and Positive Behavior Interventions and Supports to support social emotional learning in the classroom.

Proposed Expenditures for this Strategy/Activity

List the amount(s) and funding source(s) for the proposed expenditures. Specify the funding source(s) using one or more of the following: LCFF, Federal (if Federal identify the Title and Part, as applicable), Other State, and/or Local.

Amount(s)

100,000

Source(s)

LCFF Funds (Personnel)
1000-1999: Certificated Personnel Salaries

Strategy/Activity 5

Students to be Served by this Strategy/Activity

(Identify either All Students or one or more specific student groups)

Describe actions and services to reduce the number of major student behavior incidents.

Strategy/Activity

Decrease student expulsion rates across the district (Social Worker)

Proposed Expenditures for this Strategy/Activity

List the amount(s) and funding source(s) for the proposed expenditures. Specify the funding source(s) using one or more of the following: LCFF, Federal (if Federal identify the Title and Part, as applicable), Other State, and/or Local.

Amount(s)

100,000

Source(s)

Federal Funds (Non-Personnel)
1000-1999: Certificated Personnel Salaries
ESSER III

Strategy/Activity 6

Students to be Served by this Strategy/Activity

(Identify either All Students or one or more specific student groups)

Describe intervention actions to decrease dropouts and increase student engagement

Strategy/Activity

Decrease student dropout rates (noon aides).

Proposed Expenditures for this Strategy/Activity

List the amount(s) and funding source(s) for the proposed expenditures. Specify the funding source(s) using one or more of the following: LCFF, Federal (if Federal identify the Title and Part, as applicable), Other State, and/or Local.

Amount(s)

30,249

Source(s)

LCFF Funds (Personnel)
2000-2999: Classified Personnel Salaries

Strategy/Activity 7

Students to be Served by this Strategy/Activity

(Identify either All Students or one or more specific student groups)

Describe specific actions to ensure school facility meets safety requirements.

Strategy/Activity

Ensure that school receives a pass score on Facilities / Safety Compliance Report (Custodian)

Proposed Expenditures for this Strategy/Activity

List the amount(s) and funding source(s) for the proposed expenditures. Specify the funding source(s) using one or more of the following: LCFF, Federal (if Federal identify the Title and Part, as applicable), Other State, and/or Local.

Amount(s)

56,730

Source(s)

Federal Funds (Personnel)
1000-1999: Certificated Personnel Salaries
ESSER III

Strategy/Activity 8

Students to be Served by this Strategy/Activity

(Identify either All Students or one or more specific student groups)

Provide MTSS Interventions

Strategy/Activity

After School tutoring

Hester School is currently committed to establishing structures and routines that support best first instruction and positive classroom management.

Proposed Expenditures for this Strategy/Activity

List the amount(s) and funding source(s) for the proposed expenditures. Specify the funding source(s) using one or more of the following: LCFF, Federal (if Federal identify the Title and Part, as applicable), Other State, and/or Local.

Amount(s)

40,000

Source(s)

LCFF Funds (Personnel)
0001-0999: Unrestricted: Locally Defined

Strategy/Activity 9

Students to be Served by this Strategy/Activity

(Identify either All Students or one or more specific student groups)

Provide special education teacher support

Strategy/Activity

Hire and professionally develop special education classroom aides

Proposed Expenditures for this Strategy/Activity

List the amount(s) and funding source(s) for the proposed expenditures. Specify the funding source(s) using one or more of the following: LCFF, Federal (if Federal identify the Title and Part, as applicable), Other State, and/or Local.

Amount(s)

30,000

Source(s)

LCFF Funds (Personnel)
2000-2999: Classified Personnel Salaries

Strategy/Activity 10

Students to be Served by this Strategy/Activity

(Identify either All Students or one or more specific student groups)

Strategy/Activity

Proposed Expenditures for this Strategy/Activity

List the amount(s) and funding source(s) for the proposed expenditures. Specify the funding source(s) using one or more of the following: LCFF, Federal (if Federal identify the Title and Part, as applicable), Other State, and/or Local.

Amount(s)

Source(s)

Strategy/Activity 11

Students to be Served by this Strategy/Activity

(Identify either All Students or one or more specific student groups)

Strategy/Activity

Proposed Expenditures for this Strategy/Activity

List the amount(s) and funding source(s) for the proposed expenditures. Specify the funding source(s) using one or more of the following: LCFF, Federal (if Federal identify the Title and Part, as applicable), Other State, and/or Local.

Amount(s)

Source(s)

Strategy/Activity 12

Students to be Served by this Strategy/Activity

(Identify either All Students or one or more specific student groups)

Strategy/Activity

Proposed Expenditures for this Strategy/Activity

List the amount(s) and funding source(s) for the proposed expenditures. Specify the funding source(s) using one or more of the following: LCFF, Federal (if Federal identify the Title and Part, as applicable), Other State, and/or Local.

Amount(s)

Source(s)

Strategy/Activity 13

Students to be Served by this Strategy/Activity

(Identify either All Students or one or more specific student groups)

Strategy/Activity

Proposed Expenditures for this Strategy/Activity

List the amount(s) and funding source(s) for the proposed expenditures. Specify the funding source(s) using one or more of the following: LCFF, Federal (if Federal identify the Title and Part, as applicable), Other State, and/or Local.

Amount(s)

Source(s)

Strategy/Activity 14

Students to be Served by this Strategy/Activity

(Identify either All Students or one or more specific student groups)

Strategy/Activity

Proposed Expenditures for this Strategy/Activity

List the amount(s) and funding source(s) for the proposed expenditures. Specify the funding source(s) using one or more of the following: LCFF, Federal (if Federal identify the Title and Part, as applicable), Other State, and/or Local.

Amount(s)

Source(s)

Strategy/Activity 15

Students to be Served by this Strategy/Activity

(Identify either All Students or one or more specific student groups)

Strategy/Activity

Proposed Expenditures for this Strategy/Activity

List the amount(s) and funding source(s) for the proposed expenditures. Specify the funding source(s) using one or more of the following: LCFF, Federal (if Federal identify the Title and Part, as applicable), Other State, and/or Local.

Amount(s)

Source(s)

Strategy/Activity 16

Students to be Served by this Strategy/Activity

(Identify either All Students or one or more specific student groups)

Strategy/Activity

Proposed Expenditures for this Strategy/Activity

List the amount(s) and funding source(s) for the proposed expenditures. Specify the funding source(s) using one or more of the following: LCFF, Federal (if Federal identify the Title and Part, as applicable), Other State, and/or Local.

Amount(s)

Source(s)

Annual Review

SPSA Year Reviewed: 2021-22

Respond to the following prompts relative to this goal. If the school is in the first year of implementing the goal, an analysis is not required and this section may be deleted.

ANALYSIS

Describe the overall implementation of the strategies/activities and the overall effectiveness of the strategies/activities to achieve the articulated goal.

All actions and services were implemented as described in Goal 2. While suspension rates declined as a result of implementation socio-emotional strategies, chronic absenteeism increased.

Briefly describe any major differences between the intended implementation and/or the budgeted expenditures to implement the strategies/activities to meet the articulated goal.

There was no difference between intended implementation and or budgeted expenditures in Goal 2.

Describe any changes that will be made to this goal, the annual outcomes, metrics, or strategies/activities to achieve this goal as a result of this analysis. Identify where those changes can be found in the SPSA.

There is an increased focus to reduce chronic absenteeism and improve attendance rates. The CA School Dashboard provides a chronic absenteeism metric which indicates that district schools performed in Red. Attendance incentives will be implemented to improve student attendance rates to Orange.

Goals, Strategies, & Proposed Expenditures

Complete a copy of the following table for each of the school's goals. Duplicate the table as needed.

Goal Subject

Parent Engagement

LEA/LCAP Goal

Increase the level of engagement by parents, family, and community stakeholders in the education of their children

Goal 3

Hester elementary will plan and conduct additional parent involvement events while maintaining the parent events that are currently on calendar.

Identified Need

The level of parent engagement supports students. It is important to provide parent engagement activities and to use new means to communicate these and more activities via parent calling systems, school websites, parent portal, newsletters, parent liaisons, and outreach consultants to encourage engagement.

Annual Measurable Outcomes

Metric/Indicator	Baseline/Actual Outcome	Expected Outcome
1. Parent participation in parent education classes	The percentage of parent /guardian participating in parent education workshops (registration and sign-in ups forms) is 20%.	Increase parent involvement at all school events, training, and meetings.
2. Parent participation in technology literacy courses	The percentage of parent/ guardian participating in district technology literacy workshops (registration and sign-in forms) is 20%.	Increase parent involvement at all school events, training, and meetings.
3. Parent participation in literacy courses	The percentage of parent/ guardian participating in district sponsored literacy courses is 10% (registration and sign-in forms).	Increase parent involvement at all school events, training, and meetings.
4. Parent participation on school leadership committees (ELAC,SSC,DELAC, LCAP)	The percentage parent /guardians participating on school leadership committees (sign-in forms and meeting minutes) is 15%.	Increase parent involvement at all school events, training, and meetings.

Complete a copy of the Strategy/Activity table for each of the school's strategies/activities. Duplicate the table, including Proposed Expenditures, as needed.

Strategy/Activity 1

Students to be Served by this Strategy/Activity

(Identify either All Students or one or more specific student groups)

List specific actions to increase parent involvement and understanding of how to support their student in the learning process.

Strategy/Activity

Increase parent involvement by 5% to ensure all unduplicated students and special needs students are represented and supported by parental understanding of programs and services.

Proposed Expenditures for this Strategy/Activity

List the amount(s) and funding source(s) for the proposed expenditures. Specify the funding source(s) using one or more of the following: LCFF, Federal (if Federal identify the Title and Part, as applicable), Other State, and/or Local.

Amount(s)

50,000

Source(s)

LCFF Funds (Non-Personnel)
5800: Professional/Consulting Services And
Operating Expenditures

Strategy/Activity 2

Students to be Served by this Strategy/Activity

(Identify either All Students or one or more specific student groups)

List specific actions to support parent understanding of technology, CCSS, and literacy.

Strategy/Activity

Provide parent education courses (minimum of 2) for the purpose of understanding the use of technology, CCSS and English-As-A-Second-Language (Adult Education)

Goal for 2023-2024 is to implement PIQUE at our School Site in order to align with other District Sites.

Proposed Expenditures for this Strategy/Activity

List the amount(s) and funding source(s) for the proposed expenditures. Specify the funding source(s) using one or more of the following: LCFF, Federal (if Federal identify the Title and Part, as applicable), Other State, and/or Local.

Amount(s)

60,000

Source(s)

LCFF Funds (Personnel)
2000-2999: Classified Personnel Salaries

Strategy/Activity 3

Students to be Served by this Strategy/Activity

(Identify either All Students or one or more specific student groups)

Increase parent communication and involvement for unduplicated students

Strategy/Activity

Maintain Community Liaisons at schools to support engagement.
Use Community Liaison for Community Events, Home visits, Family Resources
Use Community Liaison to communicate monthly events via a calendar on Parent Square

Proposed Expenditures for this Strategy/Activity

List the amount(s) and funding source(s) for the proposed expenditures. Specify the funding source(s) using one or more of the following: LCFF, Federal (if Federal identify the Title and Part, as applicable), Other State, and/or Local.

Amount(s)

30,000

Source(s)

LCFF Funds (Personnel)
2000-2999: Classified Personnel Salaries

Strategy/Activity 4

Students to be Served by this Strategy/Activity

(Identify either All Students or one or more specific student groups)

Increase parent technology literacy

Strategy/Activity

Provide computer literacy workshops for parents during Back to School/Open House
Provide a minimum of 2 Parent Forums run by Administrator and Counseling Staff

Proposed Expenditures for this Strategy/Activity

List the amount(s) and funding source(s) for the proposed expenditures. Specify the funding source(s) using one or more of the following: LCFF, Federal (if Federal identify the Title and Part, as applicable), Other State, and/or Local.

Amount(s)

15,000

Source(s)

LCFF Funds (Personnel)
2000-2999: Classified Personnel Salaries

Strategy/Activity 5

Students to be Served by this Strategy/Activity

(Identify either All Students or one or more specific student groups)

Strategy/Activity

Proposed Expenditures for this Strategy/Activity

List the amount(s) and funding source(s) for the proposed expenditures. Specify the funding source(s) using one or more of the following: LCFF, Federal (if Federal identify the Title and Part, as applicable), Other State, and/or Local.

Amount(s)

50,000

Source(s)

LCFF Funds (Personnel)

Annual Review

SPSA Year Reviewed: 2021-22

Respond to the following prompts relative to this goal. If the school is in the first year of implementing the goal, an analysis is not required and this section may be deleted.

ANALYSIS

Describe the overall implementation of the strategies/activities and the overall effectiveness of the strategies/activities to achieve the articulated goal.

All strategies and activities were implemented as listed in Goal 3. The Parent Institute for Quality Education program provided increased parent engagement opportunities.

Briefly describe any major differences between the intended implementation and/or the budgeted expenditures to implement the strategies/activities to meet the articulated goal.

There was no difference between intended implementation and or budgeted expenditures in Goal 3.

Describe any changes that will be made to this goal, the annual outcomes, metrics, or strategies/activities to achieve this goal as a result of this analysis. Identify where those changes can be found in the SPSA.

The district will continue with the strategies and activities described in Goal 3.

Budget Summary

Complete the table below. Schools may include additional information. Adjust the table as needed. The Budget Summary is required for schools funded through the ConApp, and/or that receive funds from the LEA for Comprehensive Support and Improvement (CSI).

Budget Summary

Description	Amount
Total Funds Provided to the School Through the Consolidated Application	\$336,809.00
Total Federal Funds Provided to the School from the LEA for CSI	\$0
Total Funds Budgeted for Strategies to Meet the Goals in the SPSA	\$3,714,307.00

Other Federal, State, and Local Funds

List the additional Federal programs that the school is including in the schoolwide program. Adjust the table as needed. If the school is not operating a Title I schoolwide program this section is not applicable and may be deleted.

Federal Programs	Allocation (\$)
Title I	\$165,725.00
Title II	\$15,034.00
Title III	\$33,000.00
Title IV	\$10,000
Title III Immigrant	\$1,400
Federal Special Ed	\$111,650.00

Subtotal of additional federal funds included for this school: \$336,809.00

List the State and local programs that the school is including in the schoolwide program. Duplicate the table as needed.

State or Local Programs	Allocation (\$)
LCFF	\$1,540,200.00
MAA	\$17,601.00
LCAP	\$1,654,354.00
Unrestricted Lottery	\$20,000.00
Restricted Lottery	\$7,000.00
State Special Ed	\$115,174.00
Preschool	\$23,169.00

Subtotal of state or local funds included for this school: \$3,377,498.00

Total of federal, state, and/or local funds for this school: \$3,714,307.00

Budgeted Funds and Expenditures in this Plan

The tables below are provided to help the school track expenditures as they relate to funds budgeted to the school.

Funds Budgeted to the School by Funding Source

Funding Source	Amount	Balance
Title I	168,045.00	0
Title II	19,779.00	0
Title III	13,000.00	0
Unrest Lottery	26,833.00	0
Other	50,000.00	0
LCFF	2,149,623.00	0
MAA	16,647.00	0

Expenditures by Funding Source

Funding Source	Amount
Adult Education	10,000.00
LCAP	183,787.00
LCFF	2,000.00
Title I	166,255.00
Title II	12,819.00
Title III	13,000.00
Title III Immigrant	690.00
Title IV	11,491.00

Expenditures by Budget Reference

Budget Reference	Amount
	30,000.00
1000-1999: Certificated Personnel Salaries	127,454.00
2000-2999: Classified Personnel Salaries	40,000.00
4000-4999: Books And Supplies	73,333.00

5000-5999: Services And Other Operating Expenditures	5,000.00
5800: Professional/Consulting Services And Operating Expenditures	67,035.00
None Specified	10,000.00

Expenditures by Budget Reference and Funding Source

Budget Reference	Funding Source	Amount
5800: Professional/Consulting Services And Operating Expenditures	Title IV	4,000.00
None Specified	Adult Education	10,000.00
1000-1999: Certificated Personnel Salaries	LCAP	118,454.00
2000-2999: Classified Personnel Salaries	LCAP	40,000.00
4000-4999: Books And Supplies	LCAP	5,333.00
5000-5999: Services And Other Operating Expenditures	LCAP	5,000.00
5800: Professional/Consulting Services And Operating Expenditures	LCAP	15,000.00
2000-2999: Classified Personnel Salaries	LCFF	0.00
5800: Professional/Consulting Services And Operating Expenditures	LCFF	2,000.00
	Title I	30,000.00
1000-1999: Certificated Personnel Salaries	Title I	8,000.00
4000-4999: Books And Supplies	Title I	62,000.00
5800: Professional/Consulting Services And Operating Expenditures	Title I	26,000.00
5000-5999: Services And Other Operating Expenditures	Title II	0.00
5800: Professional/Consulting Services And Operating Expenditures	Title II	2,000.00
5800: Professional/Consulting Services And Operating Expenditures	Title III	13,000.00
1000-1999: Certificated Personnel Salaries	Title III Immigrant	690.00
4000-4999: Books And Supplies	Title IV	6,000.00
5800: Professional/Consulting Services And Operating Expenditures	Title IV	8,035.00

Expenditures by Goal

Goal Number	Total Expenditures
Goal 1	138,035.00
Goal 2	171,194.00
Goal 3	41,260.00
Goal 4	2,333.00

School Site Council Membership

California Education Code describes the required composition of the School Site Council (SSC). The SSC shall be composed of the principal and representatives of: teachers selected by teachers at the school; other school personnel selected by other school personnel at the school; parents of pupils attending the school selected by such parents; and, in secondary schools, pupils selected by pupils attending the school. The current make-up of the SSC is as follows:

- 1 School Principal
- 2 Classroom Teachers
- 3 Other School Staff
- 2 Parent or Community Members

Name of Members	Role
Janie Paz	Principal
Jennifer Garcia	Other School Staff
Andrea Kroon	Classroom Teacher
Sylvia Ramos	Classroom Teacher
Irene Reynoso	Classroom Teacher
Amanda Sanchez	Parent or Community Member
Susan Cortez	Parent or Community Member
Gabriela Olguin	Parent or Community Member
Gisela Pineda	Parent or Community Member

At elementary schools, the school site council must be constituted to ensure parity between (a) the principal, classroom teachers, and other school personnel, and (b) parents of students attending the school or other community members. Classroom teachers must comprise a majority of persons represented under section (a). At secondary schools there must be, in addition, equal numbers of parents or other community members selected by parents, and students. Members must be selected by their peer group.

Recommendations and Assurances

The School Site Council (SSC) recommends this school plan and proposed expenditures to the district governing board for approval and assures the board of the following:


The SSC is correctly constituted and was formed in accordance with district governing board policy and state law.

The SSC reviewed its responsibilities under state law and district governing board policies, including those board policies relating to material changes in the School Plan for Student Achievement (SPSA) requiring board approval.

The SSC sought and considered all recommendations from the following groups or committees before adopting this plan:

Signature

Committee or Advisory Group Name


Gabriela Olguin
Chair person
11/30/22

English Learner Advisory Committee

The SSC reviewed the content requirements for school plans of programs included in this SPSA and believes all such content requirements have been met, including those found in district governing board policies and in the local educational agency plan.

This SPSA is based on a thorough analysis of student academic performance. The actions proposed herein form a sound, comprehensive, coordinated plan to reach stated school goals to improve student academic performance.

This SPSA was adopted by the SSC at a public meeting on .

Attested:

Principal, Janie Paz on Nov. 30th, 2022

Instructions

The School Plan for Student Achievement (SPSA) is a strategic plan that maximizes the resources available to the school while minimizing duplication of effort with the ultimate goal of increasing student achievement. SPSA development should be aligned with and inform the Local Control and Accountability Plan process.

The SPSA consolidates all school-level planning efforts into one plan for programs funded through the consolidated application (ConApp), and for federal school improvement programs, including schoolwide programs, Comprehensive Support and Improvement (CSI), Targeted Support and Improvement (TSI), and Additional Targeted Support and Improvement (ATSI), pursuant to California Education Code (EC) Section 64001 and the Elementary and Secondary Education Act as amended by the Every Student Succeeds Act (ESSA). This template is designed to meet schoolwide program planning requirements. It also notes how to meet CSI, TSI, or ATSI requirements, as applicable.

California's ESSA State Plan supports the state's approach to improving student group performance through the utilization of federal resources. Schools use the SPSA to document their approach to maximizing the impact of federal investments in support of underserved students. The implementation of ESSA in California presents an opportunity for schools to innovate with their federally-funded programs and align them with the priority goals of the school and the LEA that are being realized under the state's Local Control Funding Formula (LCFF).

The LCFF provides schools and LEAs flexibility to design programs and provide services that meet the needs of students in order to achieve readiness for college, career, and lifelong learning. The SPSA planning process supports continuous cycles of action, reflection, and improvement. Consistent with EC 65001, the School Site Council (SSC) is required to develop and annually review the SPSA, establish an annual budget, and make modifications to the plan that reflect changing needs and priorities, as applicable.

For questions related to specific sections of the template, please see instructions below:

Instructions: Linked Table of Contents

The SPSA template meets the requirements of schoolwide planning (SWP). Each section also contains a notation of how to meet CSI, TSI, or ATSI requirements.

[Educational Partner Involvement](#)

[Goals, Strategies, & Proposed Expenditures](#)

[Planned Strategies/Activities](#)

[Annual Review and Update](#)

[Budget Summary](#)

[Appendix A: Plan Requirements for Title I Schoolwide Programs](#)

[Appendix B: Plan Requirements for Schools to Meet Federal School Improvement Planning Requirements](#)

[Appendix C: Select State and Federal Programs](#)

For additional questions or technical assistance related to LEA and school planning, please contact the Local Agency Systems Support Office, at LCFF@cde.ca.gov.

For programmatic or policy questions regarding Title I schoolwide planning, please contact the local educational agency, or the CDE's Title I Policy and Program Guidance Office at TITLEI@cde.ca.gov.

For questions or technical assistance related to meeting federal school improvement planning requirements (for CSI, TSI, and ATSI), please contact the CDE's School Improvement and Support Office at SISO@cde.ca.gov.

Purpose and Description

Schools identified for Comprehensive Support and Improvement (CSI), Targeted Support and Improvement (TSI), or Additional Targeted Support and Improvement (ATSI) must respond to the following prompts. A school that has not been identified for CSI, TSI, or ATSI may delete the Purpose and Description prompts.

Purpose

Briefly describe the purpose of this plan by selecting from Schoolwide Program, Comprehensive Support and Improvement, Targeted Support and Improvement, or Additional Targeted Support and Improvement)

Description

Briefly describe the school's plan for effectively meeting ESSA requirements in alignment with the Local Control and Accountability Plan and other federal, state, and local programs.

Educational Partner Involvement

Meaningful involvement of parents, students, and other stakeholders is critical to the development of the SPSA and the budget process. Schools must share the SPSA with school site-level advisory groups, as applicable (e.g., English Learner Advisory committee, student advisory groups, tribes and tribal organizations present in the community, as appropriate, etc.) and seek input from these advisory groups in the development of the SPSA.

The Stakeholder Engagement process is an ongoing, annual process. Describe the process used to involve advisory committees, parents, students, school faculty and staff, and the community in the development of the SPSA and the annual review and update.

[This section meets the requirements for TSI and ATSI.]

[When completing this section for CSI, the LEA shall partner with the school in the development and implementation of this plan.]

Resource Inequities

Schools eligible for CSI or ATSI must identify resource inequities, which may include a review of LEA- and school-level budgeting as a part of the required needs assessment. Identified resource inequities must be addressed through implementation of the CSI or ATSI plan. Briefly identify and describe any resource inequities identified as a result of the required needs assessment and summarize how the identified resource inequities are addressed in the SPSA.

[This section meets the requirements for CSI and ATSI. If the school is not identified for CSI or ATSI this section is not applicable and may be deleted.]

Goals, Strategies, Expenditures, & Annual Review

In this section a school provides a description of the annual goals to be achieved by the school. This section also includes descriptions of the specific planned strategies/activities a school will take to meet the identified goals, and a description of the expenditures required to implement the specific strategies and activities.

Goal

State the goal. A goal is a broad statement that describes the desired result to which all strategies/activities are directed. A goal answers the question: What is the school seeking to achieve?

It can be helpful to use a framework for writing goals such as the S.M.A.R.T. approach. A S.M.A.R.T. goal is one that is **S**pecific, **M**easurable, **A**chievable, **R**ealistic, and **T**ime-bound. A level of specificity is needed in order to measure performance relative to the goal as well as to assess whether it is reasonably achievable. Including time constraints, such as milestone dates, ensures a realistic approach that supports student success.

A school may number the goals using the “Goal #” for ease of reference.

[When completing this section for CSI, TSI, and ATSI, improvement goals shall align to the goals, actions, and services in the LEA LCAP.]

Identified Need

Describe the basis for establishing the goal. The goal should be based upon an analysis of verifiable state data, including local and state indicator data from the California School Dashboard (Dashboard) and data from the School Accountability Report Card, including local data voluntarily collected by districts to measure pupil achievement.

[Completing this section fully addresses all relevant federal planning requirements]

Annual Measurable Outcomes

Identify the metric(s) and/or state indicator(s) that the school will use as a means of evaluating progress toward accomplishing the goal. A school may identify metrics for specific student groups. Include in the baseline column the most recent data associated with the metric or indicator available at the time of adoption of the SPSA. The most recent data associated with a metric or indicator includes data reported in the annual update of the SPSA. In the subsequent Expected Outcome column, identify the progress the school intends to make in the coming year.

[When completing this section for CSI the school must include school-level metrics related to the metrics that led to the school’s identification.]

[When completing this section for TSI/ATSI the school must include metrics related to the specific student group(s) that led to the school’s identification.]

Strategies/Activities

Describe the strategies and activities being provided to meet the described goal. A school may number the strategy/activity using the “Strategy/Activity #” for ease of reference.

Planned strategies/activities address the findings of the needs assessment consistent with state priorities and resource inequities, which may have been identified through a review of the local educational agency’s budgeting, its local control and accountability plan, and school-level budgeting, if applicable.

[When completing this section for CSI, TSI, and ATSI, this plan shall include evidence-based interventions and align to the goals, actions, and services in the LEA LCAP.]

[When completing this section for CSI and ATSI, this plan shall address through implementation, identified resource inequities, which may have been identified through a review of LEA- and school-level budgeting.]

Students to be Served by this Strategy/Activity

Indicate in this box which students will benefit from the strategies/activities by indicating “All Students” or listing one or more specific student group(s) to be served.

[This section meets the requirements for CSI.]

[When completing this section for TSI and ATSI, at a minimum, the student groups to be served shall include the student groups that are consistently underperforming, for which the school received the TSI or ATSI designation. For TSI, a school may focus on all students or the student group(s) that led to identification based on the evidence-based interventions selected.]

Proposed Expenditures for this Strategy/Activity

For each strategy/activity, list the amount(s) and funding source(s) for the proposed expenditures for the school year to implement these strategies/activities. Specify the funding source(s) using one or more of the following: LCFF, Federal (if Federal, identify the Title and Part, as applicable), Other State, and/or Local.

Proposed expenditures that are included more than once in a SPSA should be indicated as a duplicated expenditure and include a reference to the goal and strategy/activity where the expenditure first appears in the SPSA. Pursuant to Education Code, Section 64001(g)(3)(C), proposed expenditures, based on the projected resource allocation from the governing board or governing body of the LEA, to address the findings of the needs assessment consistent with the state priorities including identifying resource inequities which may include a review of the LEA’s budgeting, its LCAP, and school-level budgeting, if applicable.

[This section meets the requirements for CSI, TSI, and ATSI.]

[NOTE: Federal funds for CSI shall not be used in schools identified for TSI or ATSI. In addition, funds for CSI shall not be used to hire additional permanent staff.]

Annual Review

In the following Analysis prompts, identify any material differences between what was planned and what actually occurred as well as significant changes in strategies/activities and/ or expenditures from the prior year. This annual review and analysis should be the basis for decision-making and updates to the plan.

Analysis

Using actual outcome data, including state indicator data from the Dashboard, analyze whether the planned strategies/activities were effective in achieving the goal. Respond to the prompts as instructed. Respond to the following prompts relative to this goal. If the school is in the first year of implementing the goal the Annual Review section is not required and this section may be deleted.

- Describe the overall implementation of the strategies/activities and the overall effectiveness of the strategies/activities to achieve the articulated goal.
- Briefly describe any major differences between either/or the intended implementation or the budgeted expenditures to implement the strategies/activities to meet the articulated goal.
- Describe any changes that will be made to the goal, expected annual measurable outcomes, metrics/indicators, or strategies/activities to achieve this goal as a result of this analysis and analysis of the data provided in the Dashboard, as applicable. Identify where those changes can be found in the SPSA.

[When completing this section for CSI, TSI, or ATSI, any changes made to the goals, annual measurable outcomes, metrics/indicators, or strategies/activities, shall meet the CSI, TSI, or ATSI planning requirements. CSI, TSI, and ATSI planning requirements are listed under each section of the Instructions. For example, as a result of the Annual Review and Update, if changes are made to a goal(s), see the Goal section for CSI, TSI, and ATSI planning requirements.]

Budget Summary

In this section a school provides a brief summary of the funding allocated to the school through the ConApp and/or other funding sources as well as the total amount of funds for proposed expenditures described in the SPSA. The Budget Summary is required for schools funded through the ConApp and that receive federal funds for CSI. If the school is not operating a Title I schoolwide program this section is not applicable and may be deleted.

From its total allocation for CSI, the LEA may distribute funds across its schools that meet the criteria for CSI to support implementation of this plan. In addition, the LEA may retain a portion of its total allocation to support LEA-level expenditures that are directly related to serving schools eligible for CSI.

Budget Summary

A school receiving funds allocated through the ConApp should complete the Budget Summary as follows:

- Total Funds Provided to the School Through the Consolidated Application: This amount is the total amount of funding provided to the school through the ConApp for the school year. The school year means the fiscal year for which a SPSA is adopted or updated.
- Total Funds Budgeted for Strategies to Meet the Goals in the SPSA: This amount is the total of the proposed expenditures from all sources of funds associated with the strategies/activities reflected in the SPSA. To the extent strategies/activities and/or proposed expenditures are listed in the SPSA under more than one goal, the expenditures should be counted only once.

A school receiving federal funds for CSI should complete the Budget Summary as follows:

- Total Federal Funds Provided to the School from the LEA for CSI: This amount is the total amount of funding provided to the school from the LEA.

[NOTE: Federal funds for CSI shall not be used in schools eligible for TSI or ATSI. In addition, funds for CSI shall not be used to hire additional permanent staff.]

Appendix A: Plan Requirements

Schoolwide Program Requirements

This School Plan for Student Achievement (SPSA) template meets the requirements of a schoolwide program plan. The requirements below are for planning reference.

A school that operates a schoolwide program and receives funds allocated through the ConApp is required to develop a SPSA. The SPSA, including proposed expenditures of funds allocated to the school through the ConApp, must be reviewed annually and updated by the SSC. The content of a SPSA must be aligned with school goals for improving student achievement.

Requirements for Development of the Plan

- I. The development of the SPSA shall include both of the following actions:
 - A. Administration of a comprehensive needs assessment that forms the basis of the school's goals contained in the SPSA.
 1. The comprehensive needs assessment of the entire school shall:
 - a. Include an analysis of verifiable state data, consistent with all state priorities as noted in Sections 52060 and 52066, and informed by all indicators described in Section 1111(c)(4)(B) of the federal Every Student Succeeds Act, including pupil performance against state-determined long-term goals. The school may include data voluntarily developed by districts to measure pupil outcomes (described in the Identified Need); and
 - b. Be based on academic achievement information about all students in the school, including all groups under §200.13(b)(7) and migratory children as defined in section 1309(2) of the ESEA, relative to the State's academic standards under §200.1 to—
 - i. Help the school understand the subjects and skills for which teaching and learning need to be improved; and
 - ii. Identify the specific academic needs of students and groups of students who are not yet achieving the State's academic standards; and
 - iii. Assess the needs of the school relative to each of the components of the schoolwide program under §200.28.
 - iv. Develop the comprehensive needs assessment with the participation of individuals who will carry out the schoolwide program plan.
 - v. Document how it conducted the needs assessment, the results it obtained, and the conclusions it drew from those results.
 - B. Identification of the process for evaluating and monitoring the implementation of the SPSA and progress towards accomplishing the goals set forth in the SPSA (described in the Expected Annual Measurable Outcomes and Annual Review and Update).

Requirements for the Plan

- II. The SPSA shall include the following:
 - A. Goals set to improve pupil outcomes, including addressing the needs of student groups as identified through the needs assessment.

- B. Evidence-based strategies, actions, or services (described in Strategies and Activities)
1. A description of the strategies that the school will be implementing to address school needs, including a description of how such strategies will--
 - a. provide opportunities for all children including each of the subgroups of students to meet the challenging state academic standards
 - b. use methods and instructional strategies that:
 - i. strengthen the academic program in the school,
 - ii. increase the amount and quality of learning time, and
 - iii. provide an enriched and accelerated curriculum, which may include programs, activities, and courses necessary to provide a well-rounded education.
 - c. Address the needs of all children in the school, but particularly the needs of those at risk of not meeting the challenging State academic standards, so that all students demonstrate at least proficiency on the State's academic standards through activities which may include:
 - i. strategies to improve students' skills outside the academic subject areas;
 - ii. preparation for and awareness of opportunities for postsecondary education and the workforce;
 - iii. implementation of a schoolwide tiered model to prevent and address problem behavior;
 - iv. professional development and other activities for teachers, paraprofessionals, and other school personnel to improve instruction and use of data; and
 - v. strategies for assisting preschool children in the transition from early childhood education programs to local elementary school programs.
- C. Proposed expenditures, based on the projected resource allocation from the governing board or body of the local educational agency (may include funds allocated via the ConApp, federal funds for CSI, any other state or local funds allocated to the school), to address the findings of the needs assessment consistent with the state priorities, including identifying resource inequities, which may include a review of the LEAs budgeting, it's LCAP, and school-level budgeting, if applicable (described in Proposed Expenditures and Budget Summary). Employees of the schoolwide program may be deemed funded by a single cost objective.
- D. A description of how the school will determine if school needs have been met (described in the Expected Annual Measurable Outcomes and the Annual Review and Update).
1. Annually evaluate the implementation of, and results achieved by, the schoolwide program, using data from the State's annual assessments and other indicators of academic achievement;
 2. Determine whether the schoolwide program has been effective in increasing the achievement of students in meeting the State's academic standards, particularly for those students who had been furthest from achieving the standards; and
 3. Revise the plan, as necessary, based on the results of the evaluation, to ensure continuous improvement of students in the schoolwide program.

- E. A description of how the school will ensure parental involvement in the planning, review, and improvement of the schoolwide program plan (described in Educational Partner Involvement and/or Strategies/Activities).
- F. A description of the activities the school will include to ensure that students who experience difficulty attaining proficient or advanced levels of academic achievement standards will be provided with effective, timely additional support, including measures to
 - 1. Ensure that those students' difficulties are identified on a timely basis; and
 - 2. Provide sufficient information on which to base effective assistance to those students.
- G. For an elementary school, a description of how the school will assist preschool students in the successful transition from early childhood programs to the school.
- H. A description of how the school will use resources to carry out these components (described in the Proposed Expenditures for Strategies/Activities).
- I. A description of any other activities and objectives as established by the SSC (described in the Strategies/Activities).

Authority Cited: S Title 34 of the Code of Federal Regulations (34 CFR), sections 200.25-26, and 200.29, and sections-1114(b)(7)(A)(i)-(iii) and 1118(b) of the ESEA. EC sections 6400 et. seq.

Appendix B:

Plan Requirements for School to Meet Federal School Improvement Planning Requirements

For questions or technical assistance related to meeting Federal School Improvement Planning Requirements, please contact the CDE's School Improvement and Support Office at SISO@cde.ca.gov.

Comprehensive Support and Improvement

The LEA shall partner with stakeholders (including principals and other school leaders, teachers, and parents) to locally develop and implement the CSI plan for the school to improve student outcomes, and specifically address the metrics that led to eligibility for CSI (Educational Partner Involvement).

The CSI plan shall:

1. Be informed by all state indicators, including student performance against state-determined long-term goals (Goal, Identified Need, Expected Annual Measurable Outcomes, Annual Review and Update, as applicable);
2. Include evidence-based interventions (Strategies/Activities, Annual Review and Update, as applicable) (For resources related to evidence-based interventions, see the U.S. Department of Education's "Using Evidence to Strengthen Education Investments" at <https://www2.ed.gov/policy/elsec/leg/essa/guidanceuseseseinvestment.pdf>);
3. Be based on a school-level needs assessment (Goal, Identified Need, Expected Annual Measurable Outcomes, Annual Review and Update, as applicable); and
4. Identify resource inequities, which may include a review of LEA- and school-level budgeting, to be addressed through implementation of the CSI plan (Goal, Identified Need, Expected Annual Measurable Outcomes, Planned Strategies/Activities; and Annual Review and Update, as applicable).

Authority Cited: Sections 1003(e)(1)(A), 1003(i), 1111(c)(4)(B), and 1111(d)(1) of the ESSA.

Targeted Support and Improvement

In partnership with stakeholders (including principals and other school leaders, teachers, and parents) the school shall develop and implement a school-level TSI plan to improve student outcomes for each subgroup of students that was the subject of identification (Educational Partner Involvement).

The TSI plan shall:

1. Be informed by all state indicators, including student performance against state-determined long-term goals (Goal, Identified Need, Expected Annual Measurable Outcomes, Annual Review and Update, as applicable); and
2. Include evidence-based interventions (Planned Strategies/Activities, Annual Review and Update, as applicable). (For resources related to evidence-based interventions, see the U.S. Department of Education's "Using Evidence to Strengthen Education Investments" <https://www2.ed.gov/policy/elsec/leg/essa/guidanceuseseseinvestment.pdf>.)

Authority Cited: Sections 1003(e)(1)(B), 1003(i), 1111(c)(4)(B) and 1111(d)(2) of the ESSA.

Additional Targeted Support and Improvement

A school identified for ATSI shall:

1. Identify resource inequities, which may include a review of LEA- and school-level budgeting, which will be addressed through implementation of its TSI plan (Goal, Identified Need, Expected Annual Measurable Outcomes, Planned Strategies/Activities, and Annual Review and Update, as applicable).

Authority Cited: Sections 1003(e)(1)(B), 1003(i), 1111(c)(4)(B), and 1111(d)(2)(c) of the ESSA.

Single School Districts and Charter Schools Identified for School Improvement

Single school districts (SSDs) or charter schools that are identified for CSI, TSI, or ATSI, shall develop a SPSA that addresses the applicable requirements above as a condition of receiving funds (EC Section 64001[a] as amended by Assembly Bill [AB] 716, effective January 1, 2019).

However, a SSD or a charter school may streamline the process by combining state and federal requirements into one document which may include the local control and accountability plan (LCAP) and all federal planning requirements, provided that the combined plan is able to demonstrate that the legal requirements for each of the plans is met (EC Section 52062[a] as amended by AB 716, effective January 1, 2019).

Planning requirements for single school districts and charter schools choosing to exercise this option are available in the LCAP Instructions.

Authority Cited: EC sections 52062(a) and 64001(a), both as amended by AB 716, effective January 1, 2019.

Appendix C: Select State and Federal Programs

For a list of active programs, please see the following links:

Programs included on the Consolidated Application: <https://www.cde.ca.gov/fg/aa/co/>

ESSA Title I, Part A: School Improvement: <https://www.cde.ca.gov/sp/sw/t1/schoolsupport.asp>

Available Funding: <https://www.cde.ca.gov/fg/fo/af/>

Developed by the California Department of Education, January 2019